Features

- Internal Thermal Overload Protection
- Internal Short Circuit Current Limiting
- No External Components Required
- Moisture Sensitivity Level 1
- Epoxy Meets UL 94 V-0 Flammability Rating
- Halogen Free. “Green” Device (Note 1)
- Lead Free Finish/RoHS Compliant ("P" Suffix designates RoHS Compliant. See ordering information)

Three-Terminal Low Current Positive Voltage Regulators

Maximum Ratings

Parameter	Symbol	Value	Unit
Input Voltage	V_1	30	V
Maximum Output Current	I_o	0.1	A
Operating Junction Temperature Range	T_{opr}	-25~125	℃
Storage Temperature Range	T_{STG}	-55~150	℃

Note: 1. Halogen free "Green” products are defined as those which contain <900ppm bromine, <900ppm chlorine (<1500ppm total Br + Cl) and <1000ppm antimony compounds.

SOT-89

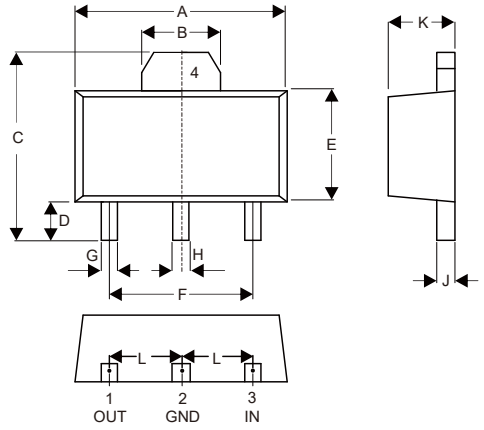

DIMENSIONS					
DIM	INCHES		MM		NOTE
	MIN	MAX	MIN	MAX	
A	0.169	0.185	4.30	4.70	
B	0.061		1.55		TYP.
C	0.154	0.171	3.91	4.35	
D	0.031	0.047	0.80	1.20	
E	0.089	0.104	2.25	2.65	
F	0.118		3.00		TYP.
G	0.013	0.020	0.33	0.52	
H	0.015	0.021	0.38	0.53	
J	0.014	0.017	0.35	0.44	
K	0.055	0.063	1.40	1.60	
L	0.059		1.50		TYP.

Suggested Solder Pad Layout

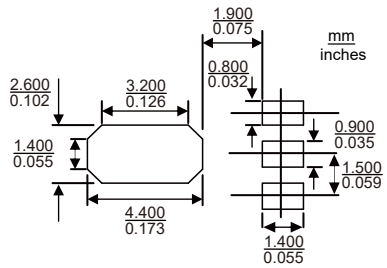

Electrical Characteristics

(V_i=14V, I_o=40mA, 0°C＜T_j＜ 125 °C,C_i=0.33uF, C_o=0.1uF,Unless Otherwise Specified)

Parameter	Symbol	Test Conditions	Min	Typ	Max	Unit
Output Voltage	Vo	T_j=25°C	7.7	8.0	8.3	V
		10.5V≤V_1≤23V, I_o=1mA-40mA	7.6	-	8.4	V
		I_o=1mA-70mA(Note2)	7.6	-	8.4	V
Load Regulation	△Vo	I_o=1mA-100mA,T_j=25°C	-	18	80	mV
		I_o=1mA-40mA, T_j=25°C	-	10	40	mV
Line Regulation	△Vo	10.5V≤V_1≤23V,T_j=25°C	-	42	175	mV
		11.0V≤V_1≤23V,T_j=25°C	-	36	125	mV
Quiescent Current	Iq	T_j=25°C	-	4.0	6.0	mA
Quiescent Current Change	$\triangle I_q$	11V≤V_1≤23V	-	-	1.5	mA
		1mA≤I_o≤40mA	-	-	0.1	mA
Output Noise Voltage	V_N	10Hz≤f≤100KHz	-	54	-	μV
Ripple Rejection	RR	13V≤V_1≤23V,f=120Hz,T_j=25°C	37	40	-	dB
Dropout Voltage	V_d	T_j=25°C	-	1.7	-	V

Note:

2.Bypass Capacitors are Recommended for Optimum Stability and Transient Response and should be Located as Close as Possible to The Regulators

Typcial Application

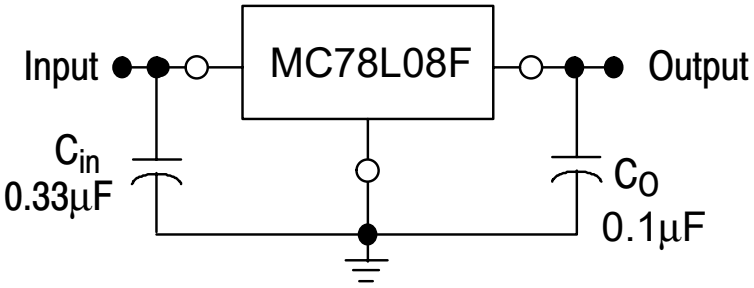

Curve Characteristics

Fig.1 Output Characteristics

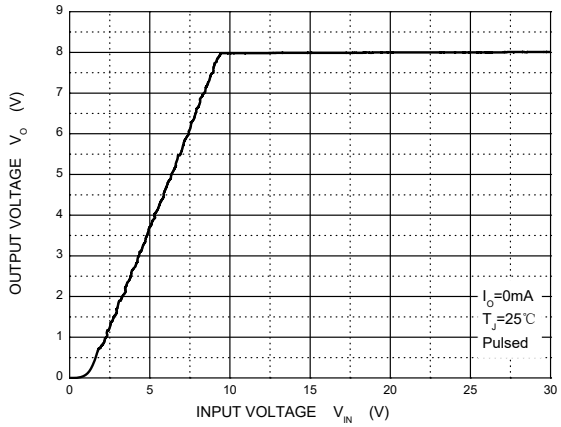

Fig.2 Dropout Characteristics

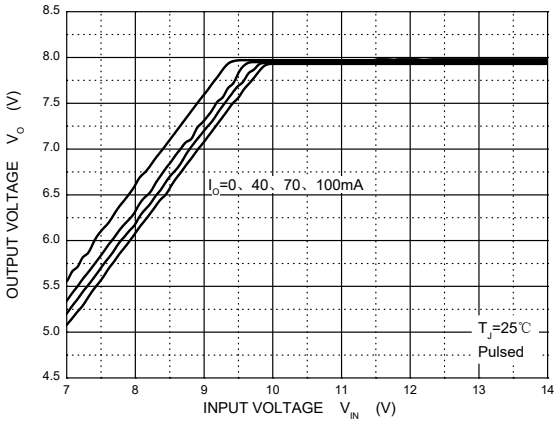

Fig.3 Quiescent Current vs Input Voltage

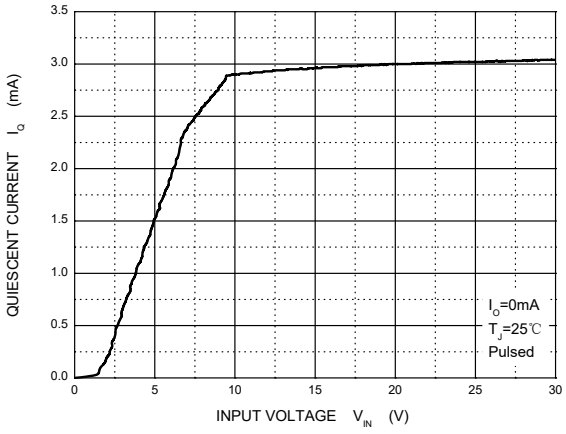

Fig.4 Quiescent Current vs Output Current

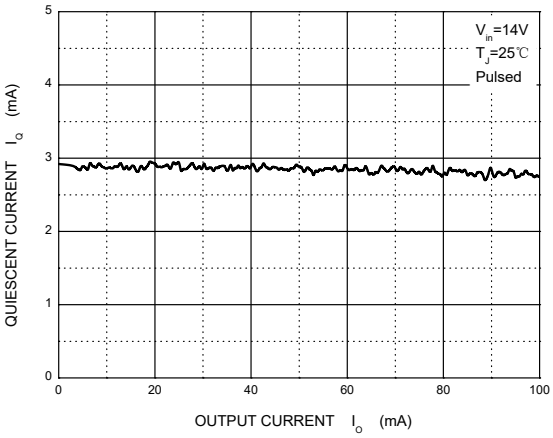

Curve Characteristics

Fig.5 Output Voltage vs Junction Temperature

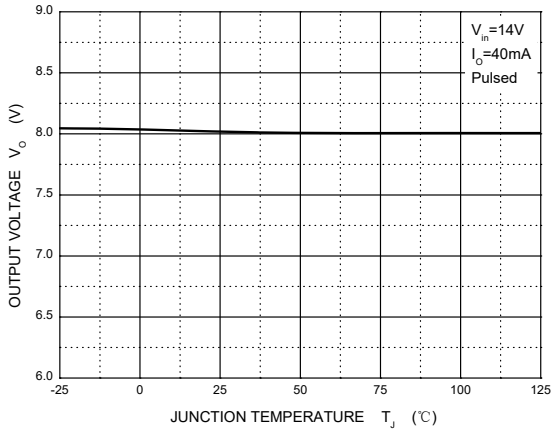

Fig.6 Current Cut-off Grid Voltage

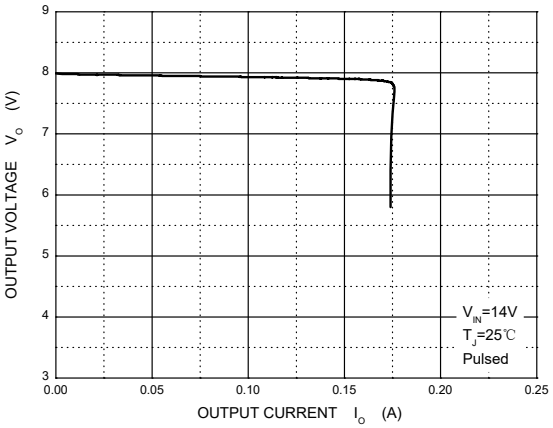

Fig.7 Power Derating Curve

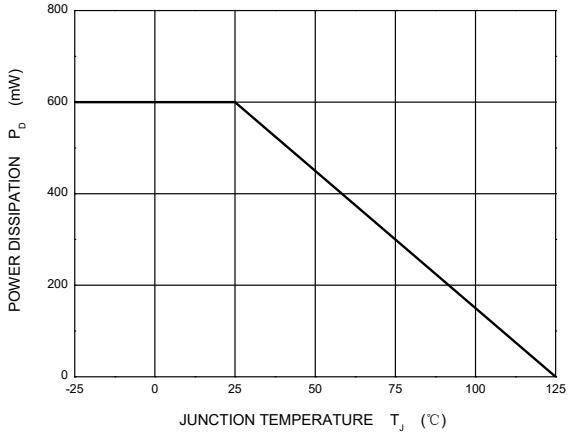

Ordering Information

Device	Packing
Part Number-TP	Tape&Reel:1Kpcs/Reel

*****IMPORTANT NOTICE*****

Micro Commercial Components Corp. reserves the right to make changes without further notice to any product herein to make corrections, modifications , enhancements , improvements , or other changes . ***Micro Commercial Components Corp*** . does not assume any liability arising out of the application or use of any product described herein; neither does it convey any license under its patent rights ,nor the rights of others . The user of products in such applications shall assume all risks of such use and will agree to hold ***Micro Commercial Components Corp*** . and all the companies whose products are represented on our website, harmless against all damages. ***Micro Commercial Components Corp***. products are sold subject to the general terms and conditions of commercial sale, as published at **https://www.mccsemi.com/Home/TermsAndConditions.**

*****LIFE SUPPORT*****

MCC's products are not authorized for use as critical components in life support devices or systems without the express written approval of Micro Commercial Components Corporation.

*****CUSTOMER AWARENESS*****

Counterfeiting of semiconductor parts is a growing problem in the industry. Micro Commercial Components (MCC) is taking strong measures to protect ourselves and our customers from the proliferation of counterfeit parts. MCC strongly encourages customers to purchase MCC parts either directly from MCC or from Authorized MCC Distributors who are listed by country on our web page cited below. Products customers buy either from MCC directly or from Authorized MCC Distributors are genuine parts, have full traceability, meet MCC's quality standards for handling and storage. **MCC will not provide any warranty coverage or other assistance for parts bought from Unauthorized Sources**. MCC is committed to combat this global problem and encourage our customers to do their part in stopping this practice by buying direct or from authorized distributors.

ENTEGRECİ

Bu belge www.entegreci.com üzerinden sunulmaktadır.

Elektronik komponent tedarikinde Entegreci

Entegreci, Eskişehir merkezli, Türkiye geneline satış yapan bir elektronik komponent mağazasıdır. Entegreler (IC), mikrodenetleyiciler, transistörler, diyotlar, pasif elemanlar, konnektörler, modüller ve geliştirme kartları tek adetten seri üretim adetlerine kadar satılır. Ürün sayfalarında güncel stok durumunu, fiyatı ve datasheet bağlantısını bulabilirsiniz.

Parça koduyla arama

Üretici parça numarasını yazın; stok ve fiyatı hemen görün.

www.entegreci.com

Ürün kategorileri

Entegreden kapasitöre tüm elektronik komponent kategorileri.

Kategorilere göz atın

Üreticiler

Aradığınız üreticinin ürünlerini tek sayfada inceleyin.

Üreticileri görün

Toplu alım ve teklif

Listede olmayan ya da yüksek adetli parçalar için teklif isteyin.

Teklif isteyin

www.entegreci.com | **destek@entegreci.com** | **0850 305 90 34**

Entegreci is an online electronic components store based in Türkiye. Search by manufacturer part number to see stock, prices and datasheets for integrated circuits, microcontrollers, transistors, passive components and connectors, or request a quote for parts that are not listed.

Bu sayfa Entegreci tarafından eklenmiştir. Belgenin önceki sayfaları asıl yayıncısına aittir ve içeriği değiştirilmemiştir; en güncel sürüm için belgenin yayıncısına başvurun.