LDO with Reverse Current Protection / Soft Start / Discharge Function

■ GENERAL DESCRIPTION

The NJM12877 is a low dropout regulator which achieves high ripple rejection, low noise and high speed response with the bipolar technology.

Adjustable soft-start function is useful for reducing inrush current and controlling power-on sequence. Moreover the discharge function makes effective sequence control with the soft-start function.

In addition, the reverse current protection makes external SBD unnecessary.

■ PACKAGE OUTLINE



NJM12877KG1



NJM12877F

■ FEATURES

- Operating Voltage Range 2.3V to 6.5V
- Output Voltage Accuracy V_O ±1.0%
- Output Current I_O(min.)=200mA
- Reverse Current Protection
- Adjustable soft-start Function
- Discharge Function
- ON/OFF Control
- Correspond to Low ESR capacitor (MLCC)
- Thermal Shutdown Circuit
- Over Current Protection Circuit
- Package Outline DFN6-G1(ESON6-G1), SOT-23-5

■ PIN CONFIGRATION

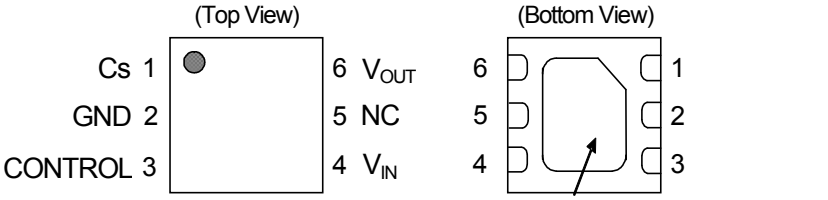

NJM12877KG1

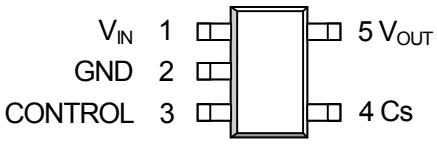

NJM12877F

■ BLOCK DIAGRAM

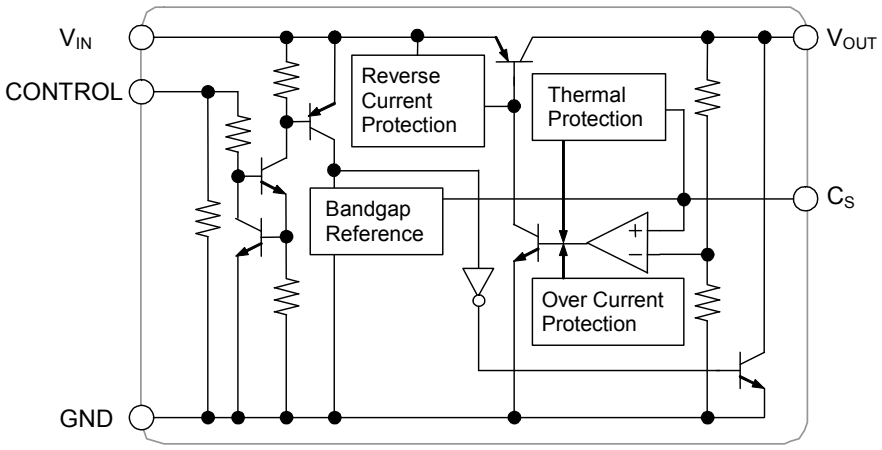

■ OUTPUT VOLTAGE RANK LIST

DFN6-G1(ESON6-G1) SOT-23-5

Device Name	Output Voltage	Device Name	Output Voltage
NJM12877KG1-15	1.5V	NJM12877F15	1.5V
NJM12877KG1-18	1.8V	NJM12877F18	1.8V
NJM12877KG1-25	2.5V	NJM12877F25	2.5V
NJM12877KG1-33	3.3V	NJM12877F33	3.3V
NJM12877KG1-05	5.0V	NJM12877F05	5.0V

■ ABSOLUTE MAXIMUM RATINGS (Ta=25°C)

PARAMETER	SYMBOL	MAXIMUM RATING		UNIT
Input Voltage	V_{IN}	-0.3 ~ +7		V
Control Pin Voltage	V_{CONT}	-0.3 ~ +7		V
Output Voltage	V_{OUT}	Vo≤1.8V	-0.3 ~ +5.5	V
		Vo>1.8V	-0.3 ~ +7	V
Soft start Pin Voltage	V_{CS}	-0.3 ~ +4		V
Power Dissipation	P_D	ESON6-G1	420(*1)	mW
			1200(*2)	
		SOT-23-5	480(*3)	
			650(*4)	
Junction Temperature Range	Tj	-40 ~ +150		°C
Operating Temperature Range	Topr	-40 ~ +125		°C
Storage Temperature Range	Tstg	-50 ~ +150		°C

(*1): Mounted on glass epoxy board. (101.5×114.5×1.6mm: based on EIA/JEDEC standard, 2Layers FR-4, with Exposed Pad)

(*2): Mounted on glass epoxy board. (101.5×114.5×1.6mm: based on EIA/JEDEC standard, 4Layers FR-4, with Exposed Pad)
(For 4Layers: Applying 99.5×99.5mm inner Cu area and a thermal via hole to a board based on JEDEC standard JESD51-5)

(*3): Mounted on glass epoxy board. (76.2 × 114.3 × 1.6mm:based on EIA/JDEC standard, 2Layers)

(*4): Mounted on glass epoxy board. (76.2 × 114.3 × 1.6mm:based on EIA/JDEC standard, 4Layers), internal Cu area: 74.2x74.2mm

■ Operating Voltage Range : V_{IN}=2.3V ~ 6.5V

■ ELECTRICAL CHARACTERISTICS

Unless other noted,

V_{IN} = V_O + 1V, C_{IN} = 0.1µF, C_O =0.1µF :4.4V<Vo≤5.0V, C_O = 0.22µF :2.9V<Vo≤4.4V, C_O = 0.47µF :2.3V<Vo≤2.9V , C_O = 1.0µF :Vo≤2.3V Cs=0.01µF, T_a = 25°C)

PARAMETER	SYMBOL	TEST CONDITION		MIN.	TYP.	MAX.	UNIT
Output Voltage	V_O	I_O=30mA		-1.0%	-	+1.0%	V
Quiescent Current	I_Q	I_O = 0mA, except I_{CONT}		-	160	210	µA
Quiescent Current at OFF-state	$I_{Q(OFF)}$	V_{CONT} = 0V		-	-	10	µA
Output Current	I_O	$V_O \times 0.9$		200	-	-	mA
Line Regulation	$\Delta V_O/\Delta V_{IN}$	V_{IN} = V_O + 1V ~ 6.5V, Io=30mA		-	-	0.1	%/V
Load Regulation	$\Delta V_O/\Delta I_O$	I_O = 0 ~ 200mA	Vo=1.5V	-	-	0.018	%/mA
			Vo=1.8V		-	0.016	
			Vo=2.5V		-	0.014	
			Vo=3.3V		-	0.012	
			Vo=5.0V		-	0.010	
Dropout Voltage (*5)	ΔV_{IO}	I_O = 100mA		-	0.12	0.2	V
Average Temperature Coefficient of Output Voltage	$\Delta V_O/\Delta Ta$	Ta = -40 ~ +125°C, I_O=30mA		-	± 50	-	ppm/°C
Ripple Rejection	RR	ein=200mVrms, f=1kHz, Io=10mA	Vo=1.5V	-	70	-	dB
			Vo=1.8V	-	69	-	
			Vo=2.5V	-	66	-	
			Vo=3.3V	-	64	-	
			Vo=5.0V	-	60	-	
Output Noise Voltage	V_{NO}	f=10Hz ~ 80kHz, Io=10mA	Vo=1.5V	-	19	-	µVrms
			Vo=1.8V	-	24	-	
			Vo=2.5V	-	29	-	
			Vo=3.3V	-	33	-	
			Vo=5.0V	-	42	-	
Control Current	I_{CONT}	V_{CONT} =1.6V		-	3	12	µA
Control Voltage at ON-state	$V_{CONT(ON)}$			1.6	-	-	V
Control Voltage at OFF-state	$V_{CONT(OFF)}$			-	-	0.6	V
Soft Start Time	$t_{S(ON)}$	V_{CONT}=L→H, Io=30mA, Cs=0.022µF		-	1.2	-	msec
Discharge Current at OFF-state	I_{DIS}	V_{IN}=2.3V, V_{CONT}=0V, V_O =0.5V		2	9	-	mA
		V_{IN}=6.5V, V_{CONT}=0V, V_O =0.5V		15	25	-	

(*5): Except Output Voltage Rank less than 2.1V

The above specification is a common specification for all output voltages.

Therefore, it may be different from the individual specification for a specific output voltage.

■ THERMAL CHARACTERISTICS

PARAMETER	SYMBOL	VALUE		UNIT
Junction-to-ambient thermal resistance	θja	DFN6-G1 (ESON6-G1)	298 (*6) 104 (*7)	°C/W
		SOT-23-5	260 (*8) 192 (*9)	
Junction-to-Top of package characterization parameter	ψjt	DFN6-G1 (ESON6-G1)	52 (*6) 26 (*7)	°C/W
		SOT-23-5	70 (*8) 60 (*9)	

(*6): Mounted on glass epoxy board. (101.5×114.5×1.6mm: based on EIA/JEDEC standard, 2Layers FR-4, with Exposed Pad)

(*7): Mounted on glass epoxy board. (101.5×114.5×1.6mm: based on EIA/JEDEC standard, 4Layers FR-4, with Exposed Pad)
(For 4Layers: Applying 99.5×99.5mm inner Cu area and a thermal via hole to a board based on JEDEC standard JESD51-5)

(*8): Mounted on glass epoxy board. (76.2 × 114.3 × 1.6mm:based on EIA/JDEC standard, 2Layers)

(*9): Mounted on glass epoxy board. (76.2 × 114.3 × 1.6mm:based on EIA/JDEC standard, 4Layers), internal Cu area: 74.2x74.2mm

■ POWER DISSIPATION vs. AMBIENT TEMPERATURE

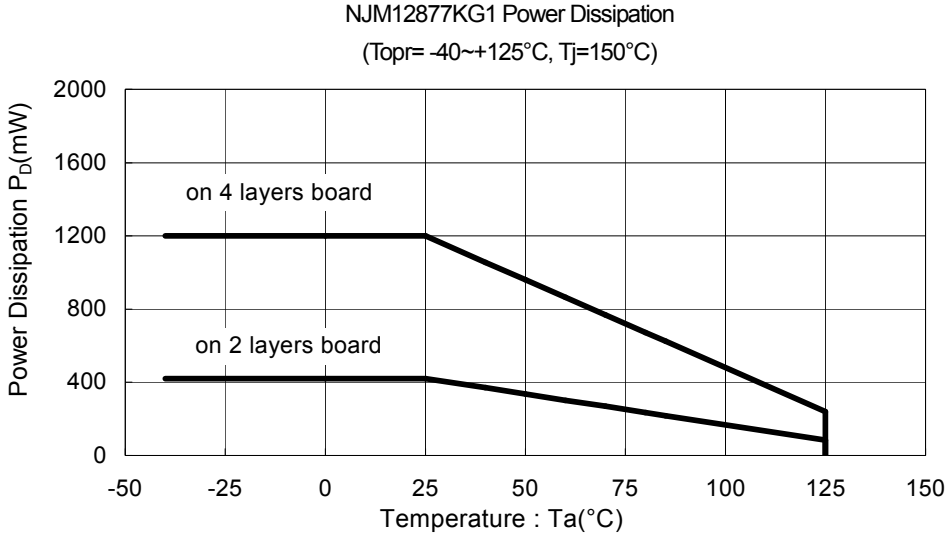

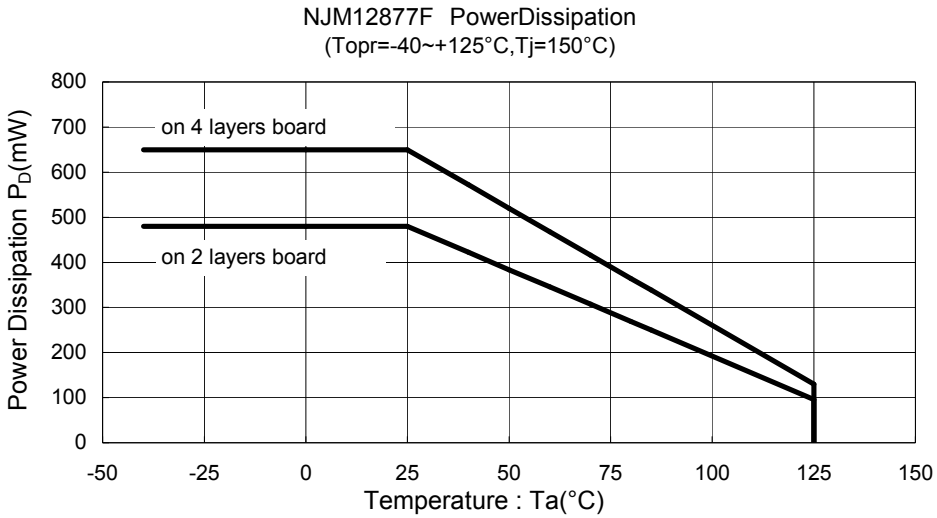

■ TEST CIRCUIT

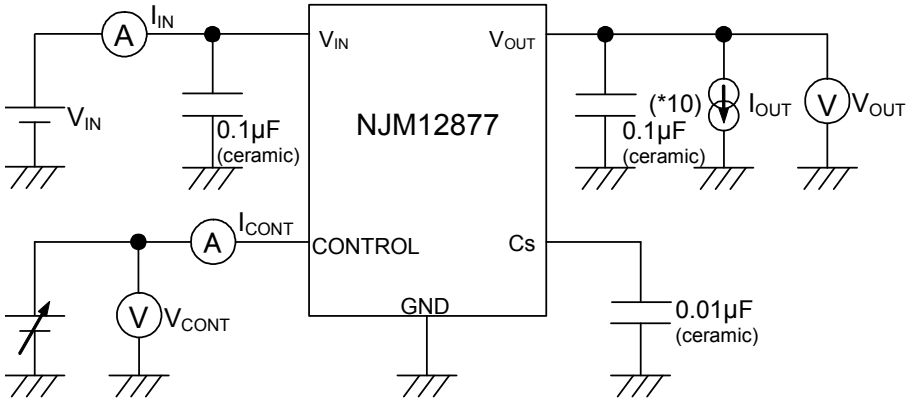

*10: 2.9V<Vo≤4.4V version :Co=0.22μF(Ceramic)
2.3V<Vo≤2.9V version :Co=0.47μF(Ceramic)
Vo≤2.3V version :Co=1.0μF(Ceramic)

■ TYPICAL APPLICATION

1. In the case where ON/OFF Control is not required

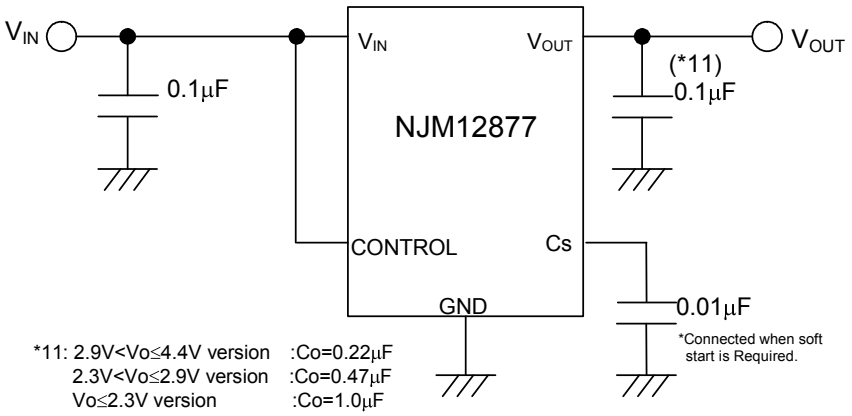

*11: 2.9V<Vo≤4.4V version :Co=0.22μF
2.3V<Vo≤2.9V version :Co=0.47μF
Vo≤2.3V version :Co=1.0μF

Connect CONTROL pin to V_{IN} pin

2. In use of ON/OFF CONTROL

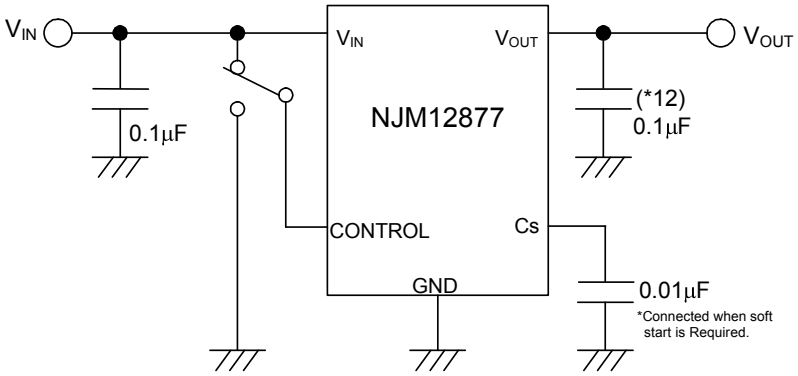

*12: 2.9V<Vo≤4.4V version :Co=0.22μF
2.3V<Vo≤2.9V version :Co=0.47μF
Vo≤2.3Vversion :Co=1.0μF

State of CONTROL pin:
"H" → output is enabled.
"L" or "open" → output is disabled

*Reverse Current Protection

The NJM12877 has built-in Reverse Current Protection circuit.

This circuit prevents the large reverse current when output voltage is higher than input voltage.

Therefore external schottky-barrier diode(SBD) is not required.

*Soft Start capacitor Cs

The Soft Start function can control the rise time of Output Voltage and reduce the inrush current by connecting the Cs capacitor.

The Soft Start time is defined as 10% to 90% of the Output Voltage.

The Cs capacitor is not essential, but it used for noise bypass of bandgap reference either. Therefore Output Noise Voltage increases when the capacitor isn't connected.

If the Cs capacitor is not used, the Cs pin should be OPEN.

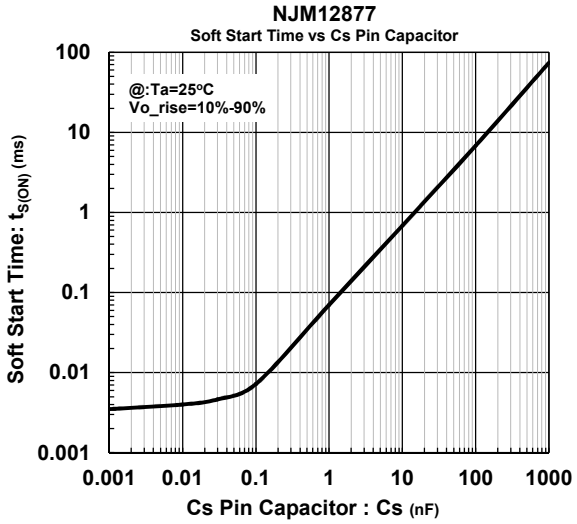

Soft-Start Time vs. Cs Pin Capacitor

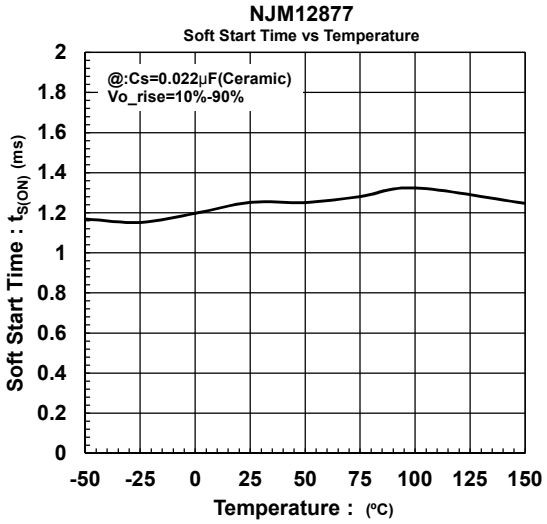

Soft-Start Time (0.022µF) vs. Temperature

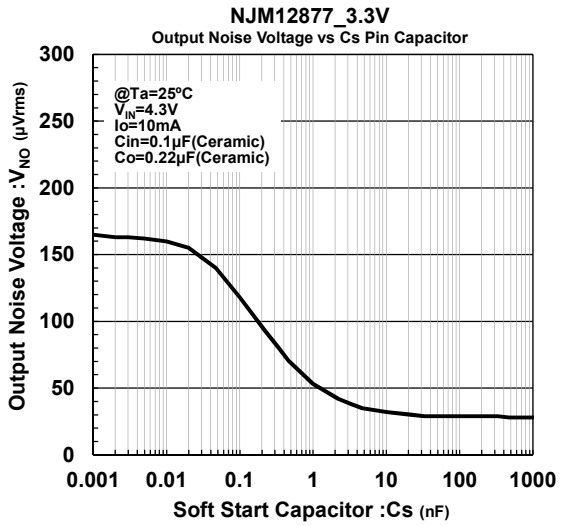

Output Noise Voltage vs. Cs Pin Capacitor

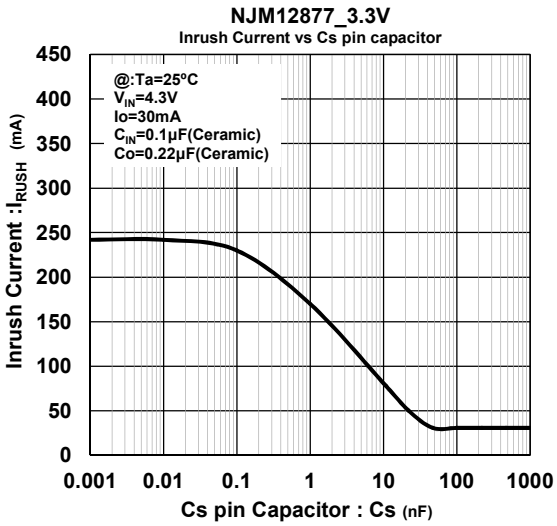

Inrush Current vs. Cs Pin Capacitor

*Discharge Function

The NJM12877 has a built-in discharge circuit to discharge the charged output capacitors.

Discharge circuit operates when the CONTROL pin is set in LOW level. The circuit discharges the charged output capacitors rapidly.

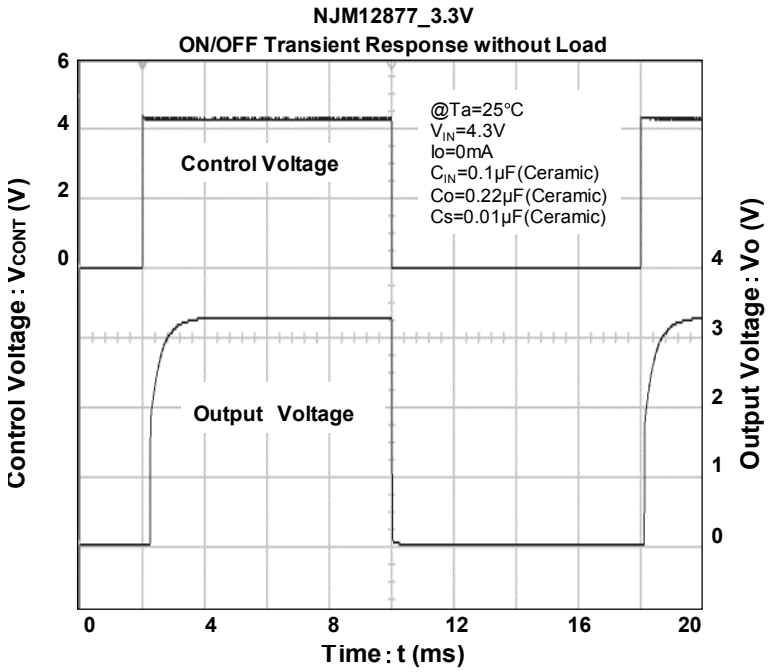

Output Voltage sweep down characteristics by Discharge function

*Transient response characteristic of Output Voltage

In general, overshoot or undershoot of output voltage may occur due to the transient response characteristic of an internal error amplifier.

Especially, low current consumption regulator may have overshoot or undershoot due to slow feedback caused by current saving design.

Therefore, design validation is important in the following cases:

1. Input voltage or output current change sharply
2. Output capacitors is small
3. Output load is light
4. A regulator starts up with very low dropout voltage operation.

Increasing the value of input and/or output capacitor is a common countermeasure for improving a transient response characteristic.

A transient response characteristic may vary with operating conditions and external components value.

Please check it with the actual environment.

*Input Capacitor C_{IN}

The input capacitor C_{IN} is required to prevent oscillation and reduce power supply ripple for applications when high power supply impedance or a long power supply line.

Therefore, use the recommended C_{IN} value (refer to conditions of ELECTRIC CHARACTERISTIC) or larger and should connect between GND and V_{IN} as shortest path as possible to avoid the problem.

*Output Capacitor C_O

The output capacitor C_O will be required for a phase compensation of the internal error amplifier.

The capacitance and the equivalent series resistance (ESR) influence to stable operation of the regulator.

Use of a smaller C_O may cause excess an output noise or an oscillation of the regulator due to lack of the phase compensation.

On the other hand, use of a larger C_O reduces an output noise and a ripple output, and also improves an output transient response when a load rapidly changes.

Therefore, use the recommended C_O value (refer to conditions of ELECTRIC CHARACTERISTIC) or larger and should connect between GND and V_{OUT} as shortest path as possible for stable operation

The recommended capacitance depends on the output voltage rank. Especially, a low voltage regulator requires larger C_O value.

In addition, you should consider varied characteristics of capacitor (a frequency characteristic, a temperature characteristic, a DC bias characteristic and so on) and unevenness peculiar to a capacitor supplier enough.

When selecting C_O, recommend that have withstand voltage margin against an output voltage and superior temperature characteristics though this product is designed stability works with wide range ESR of capacitor including low ESR products.

■ TYPICAL CHARACTERISTICS

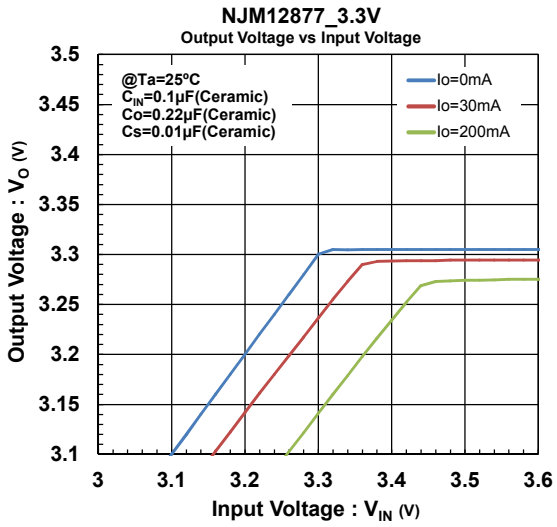

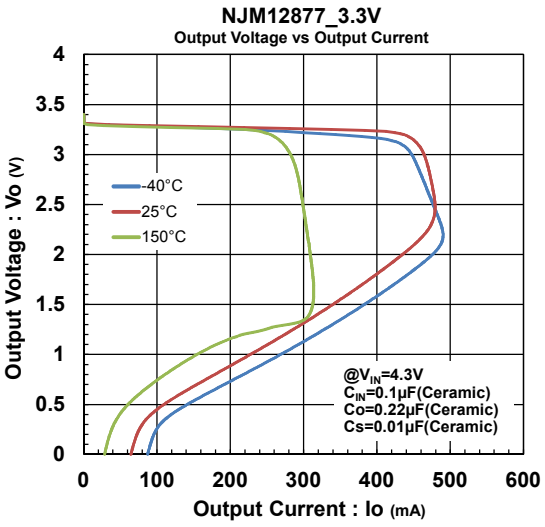

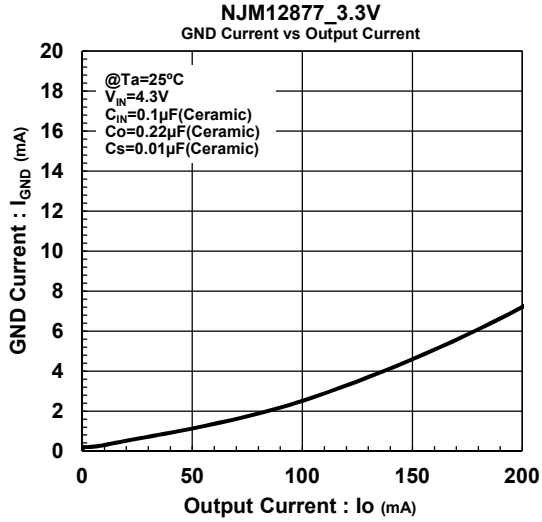

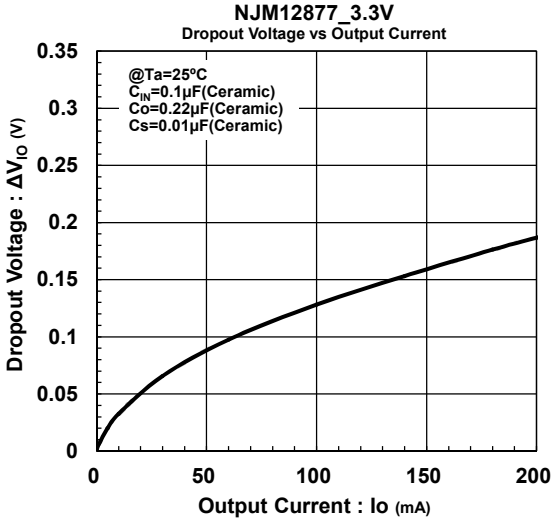

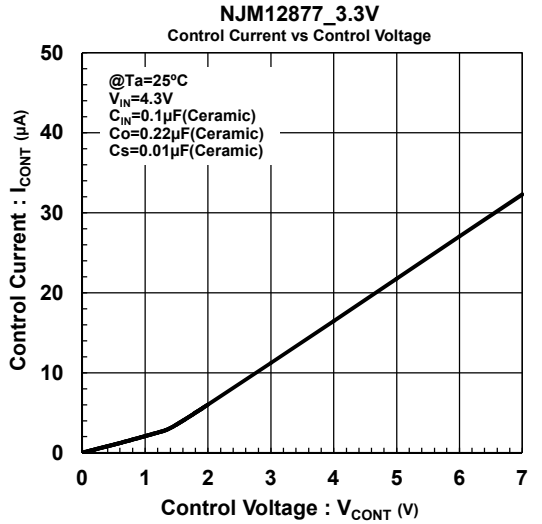

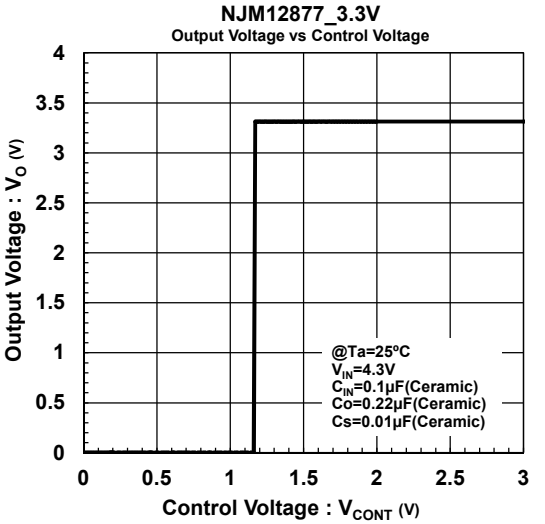

NJM12877_3.3V
Load Regulation vs Output Current

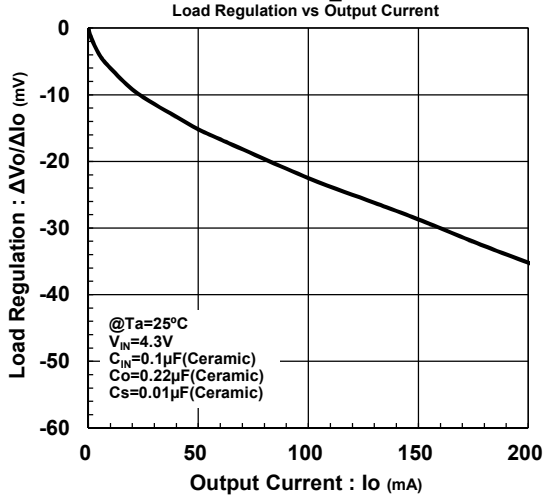

NJM12877_3.3V
Quiescent Current vs Input Voltage

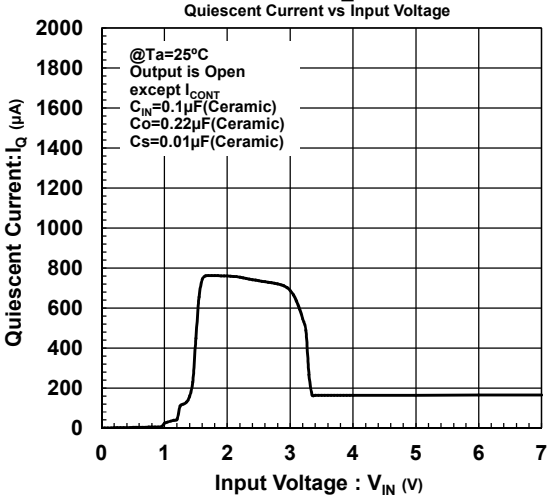

NJM12877_3.3V
Peak Output Current vs Input Voltage

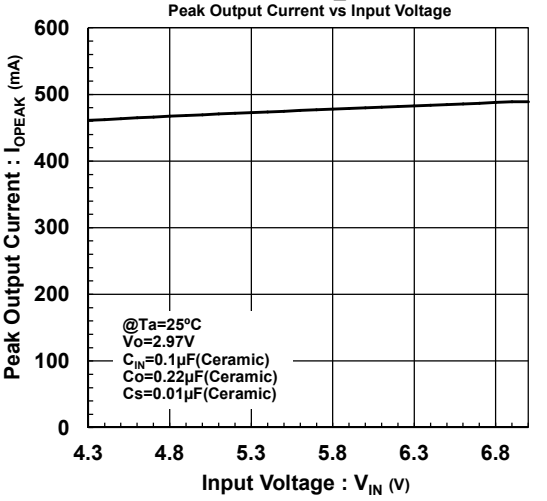

NJM12877_3.3V
Short Circuit Current vs Input Voltage

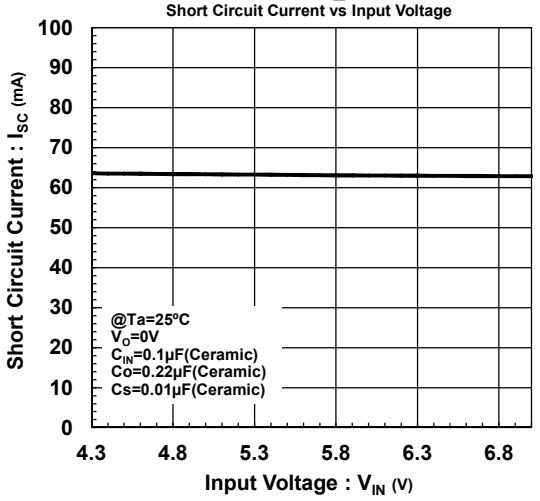

NJM12877_3.3V
Discharge Current vs Output Voltage

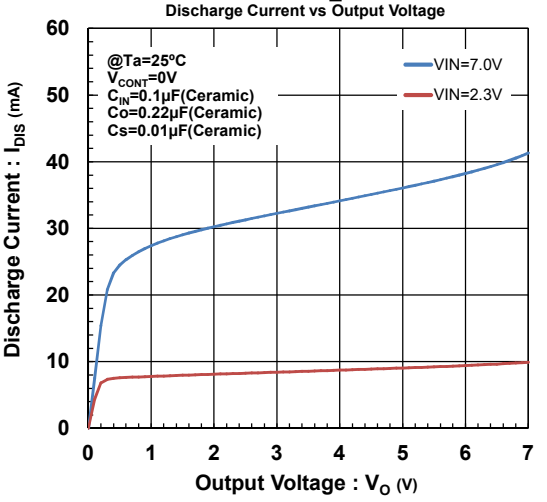

NJM12877_3.3V
Discharge Current vs Input Voltage

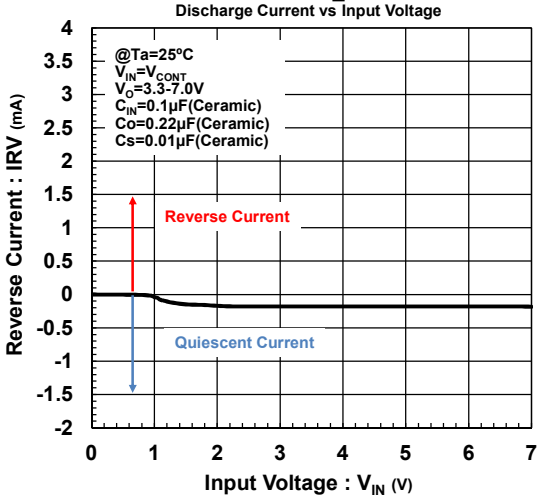

NJM12877_3.3V
Output Noise Voltage vs Output Current

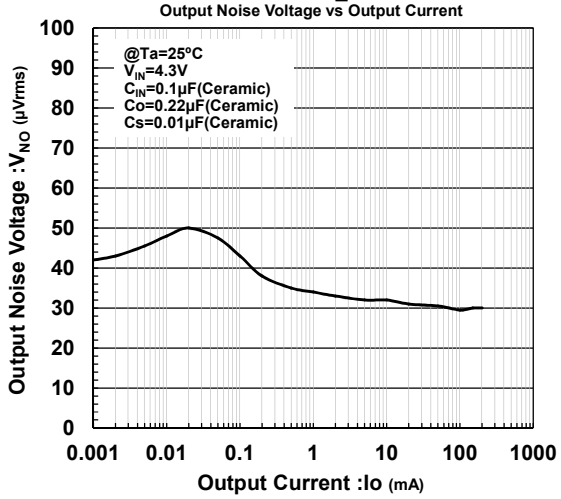

NJM12877_3.3V
Equivalent Serise Resistance vs Output Current

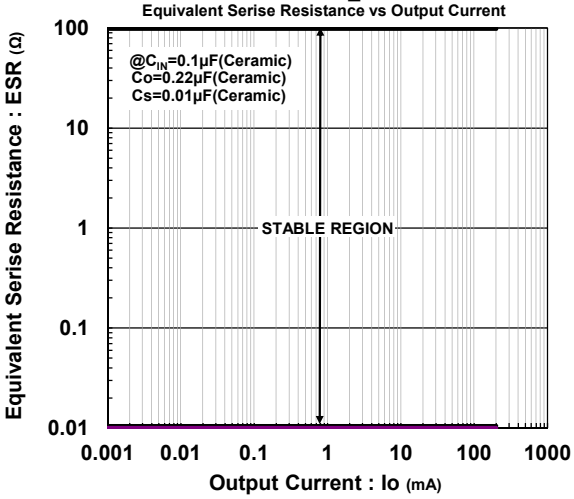

NJM12877_3.3V
Ripple Rejection vs Frequency

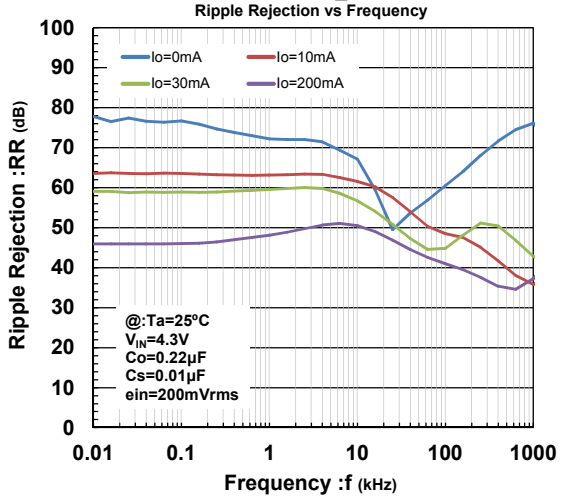

NJM12877_3.3V
Ripple Rejection vs Output Current

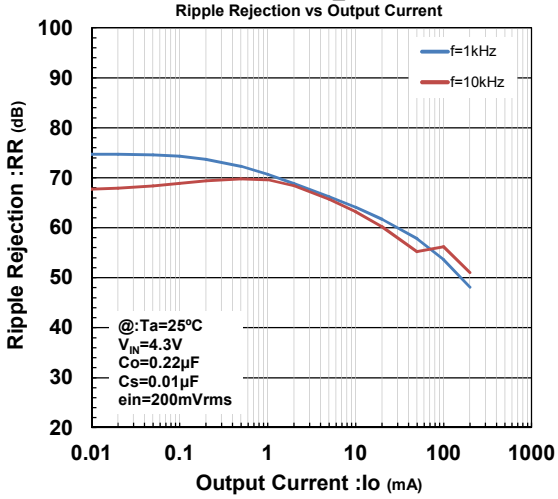

NJM12877_3.3V
Output Voltage vs Temperature

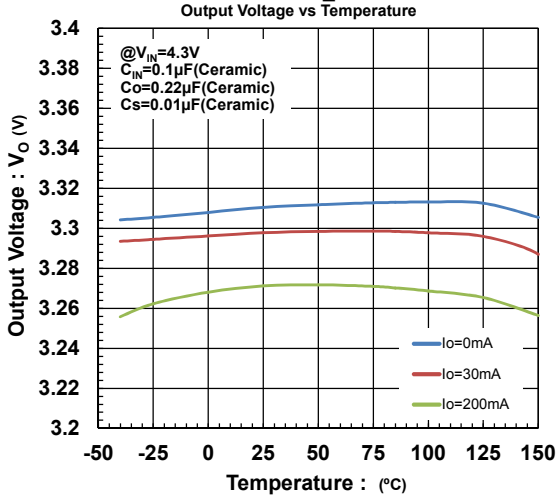

NJM12877_3.3V
Dropout Voltage vs Temperature

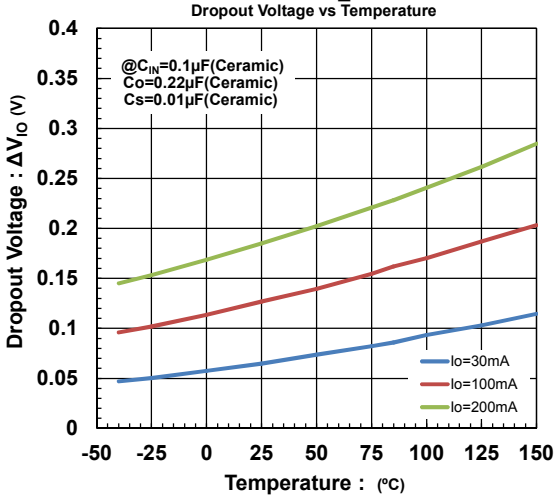

NJM12877_3.3V
Control Voltage vs Temperature

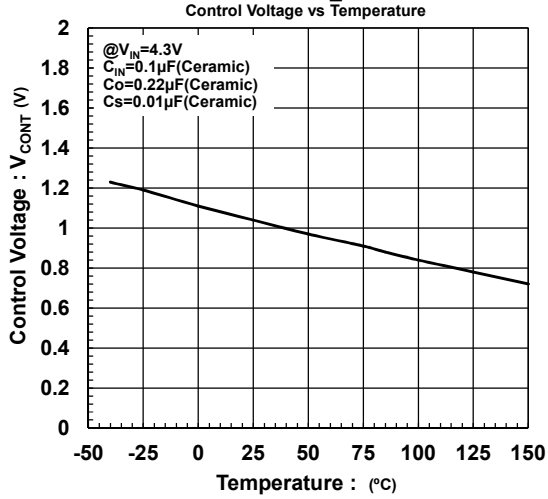

NJM12877_3.3V
Control Current vs Temperature

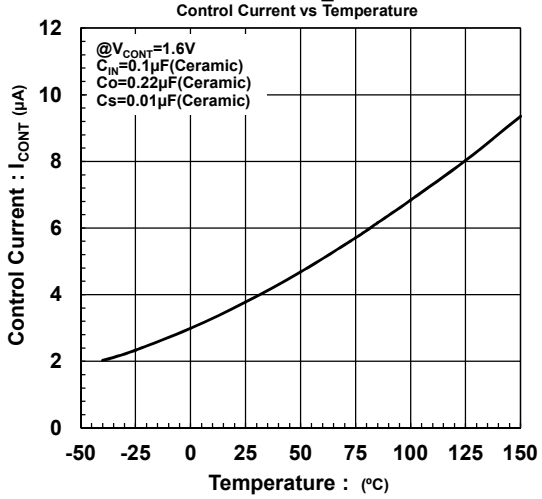

NJM12877_3.3V
Quiescent Current vs Temperature

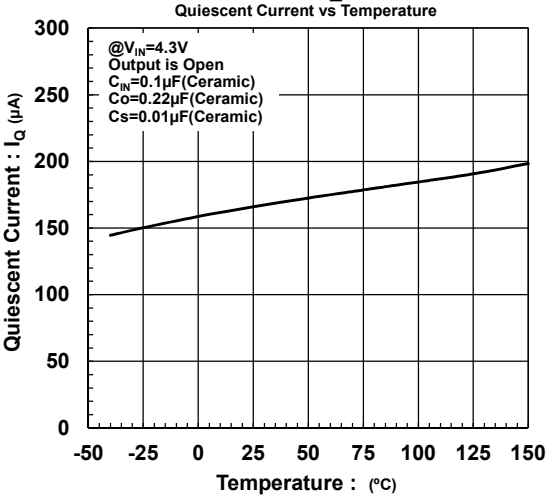

NJM12877_3.3V
Discharge Current vs Temperature

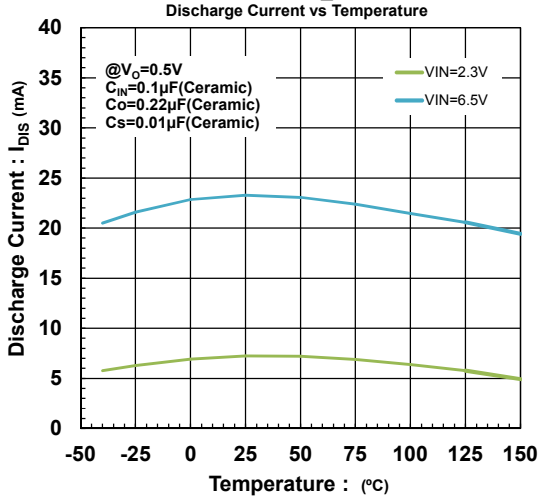

NJM12877_3.3V
Line Regulation vs Temperature

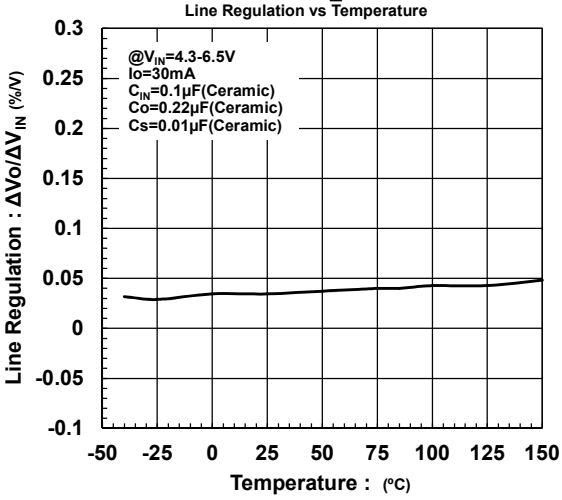

NJM12877_3.3V
Load Regulation vs Temperature

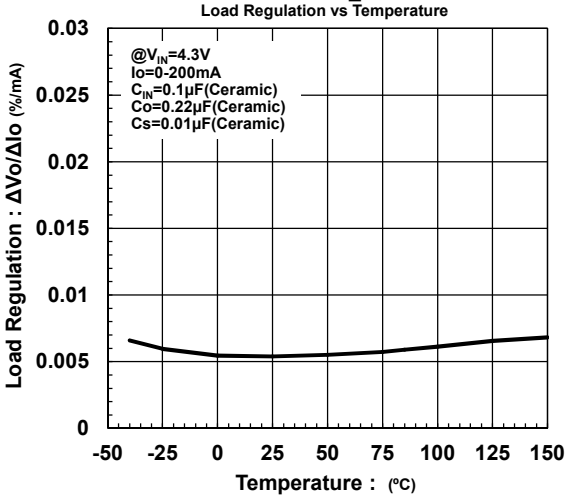

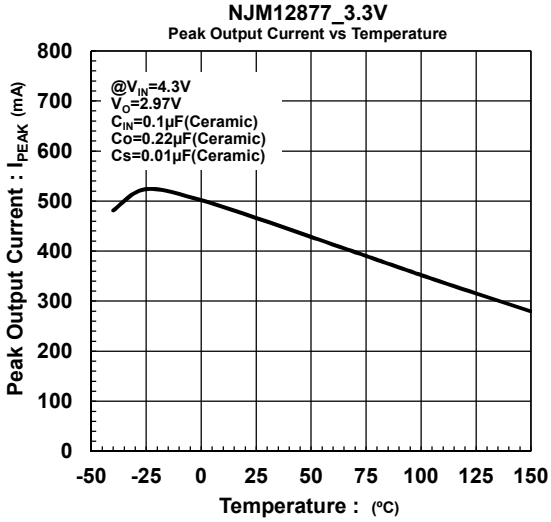
NJM12877_3.3V
Peak Output Current vs Temperature
Peak Output Current : I_{PEAK} (mA)
800
700
600
500
400
300
200
100
0
@V_{IN}=4.3V
V_O=2.97V
C_{IN}=0.1µF(Ceramic)
Co=0.22µF(Ceramic)
Cs=0.01µF(Ceramic)
-50 -25 0 25 50 75 100 125 150
Temperature : (ºC)

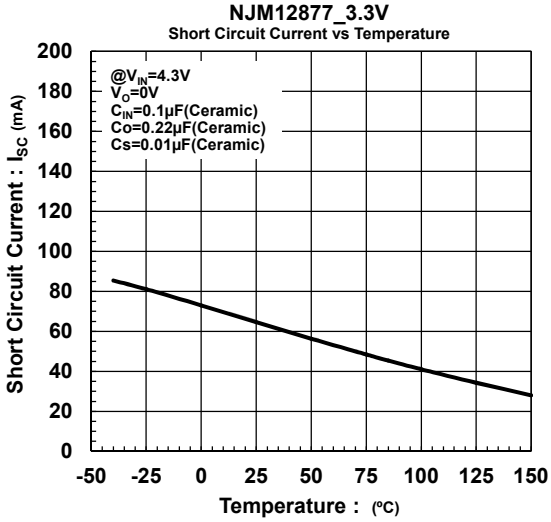
NJM12877_3.3V
Short Circuit Current vs Temperature
Short Circuit Current : I_{SC} (mA)
200
180
160
140
120
100
80
60
40
20
0
@V_{IN}=4.3V
V_O=0V
C_{IN}=0.1µF(Ceramic)
Co=0.22µF(Ceramic)
Cs=0.01µF(Ceramic)
-50 -25 0 25 50 75 100 125 150
Temperature : (ºC)

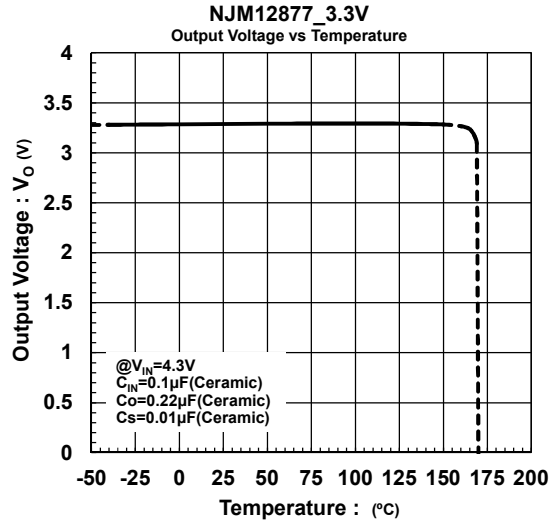
NJM12877_3.3V
Output Voltage vs Temperature
Output Voltage : V_O (V)
4
3.5
3
2.5
2
1.5
1
0.5
0
@V_{IN}=4.3V
C_{IN}=0.1µF(Ceramic)
Co=0.22µF(Ceramic)
Cs=0.01µF(Ceramic)
-50 -25 0 25 50 75 100 125 150 175 200
Temperature : (ºC)

NJM12877_3.3V
Load Transient Response

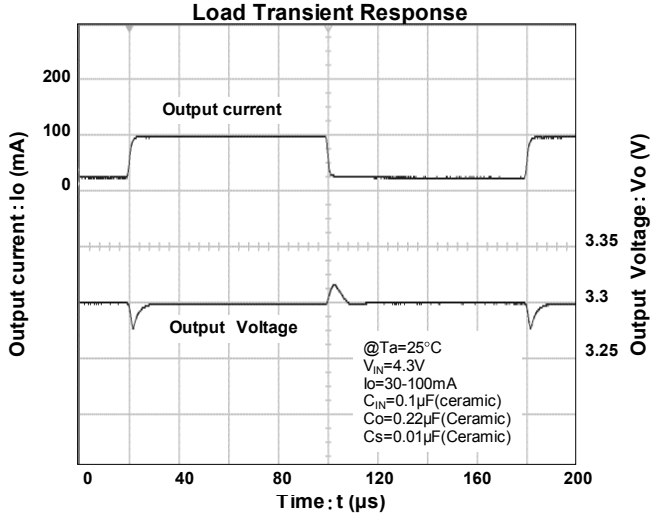

NJM12877_3.3V
Load Transient Response

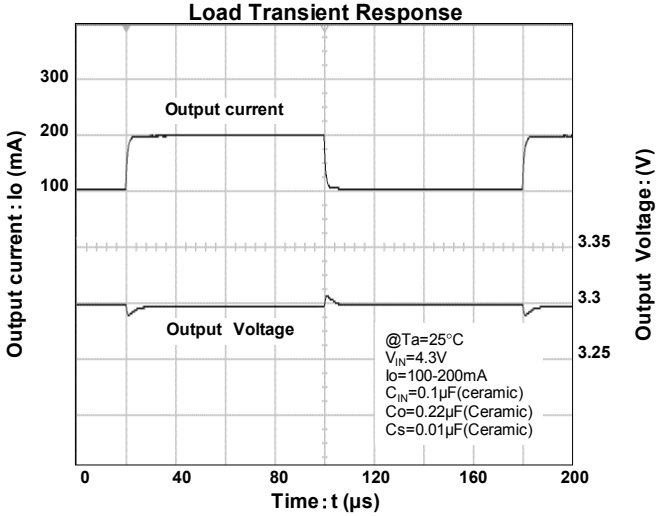

NJM12877_3.3V
Input Transient Response

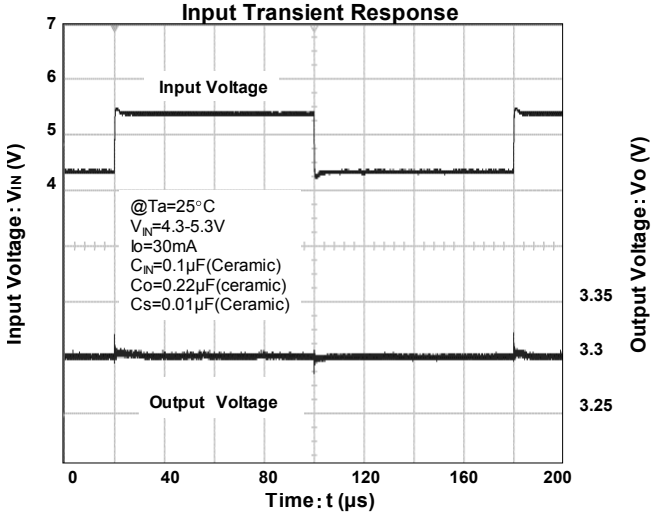

NJM12877_3.3V
CONTROL_ON Delay Time

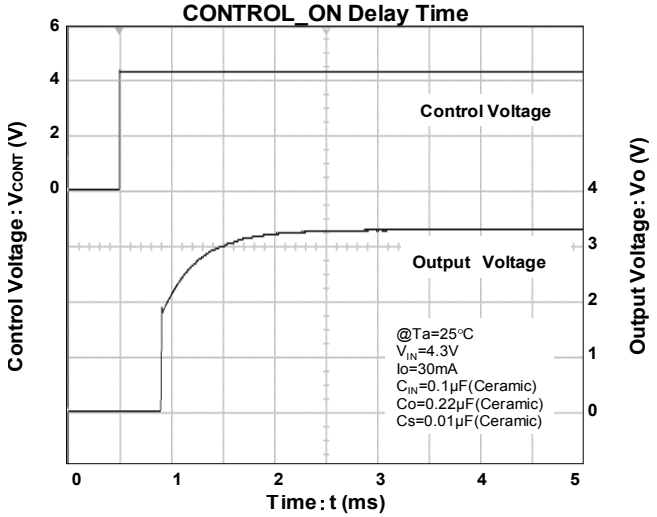

[CAUTION]
The specifications on this databook are only given for information , without any guarantee as regards either mistakes or omissions. The application circuits in this databook are described only to show representative usages of the product and not intended for the guarantee or permission of any right including the industrial rights.

ENTEGRECİ

Bu belge www.entegreci.com üzerinden sunulmaktadır.

Elektronik komponent tedarikinde Entegreci

Entegreci, Eskişehir merkezli, Türkiye geneline satış yapan bir elektronik komponent mağazasıdır. Entegreler (IC), mikrodenetleyiciler, transistörler, diyotlar, pasif elemanlar, konnektörler, modüller ve geliştirme kartları tek adetten seri üretim adetlerine kadar satılır. Ürün sayfalarında güncel stok durumunu, fiyatı ve datasheet bağlantısını bulabilirsiniz.

Parça koduyla arama

Üretici parça numarasını yazın; stok ve fiyatı hemen görün.

www.entegreci.com

Ürün kategorileri

Entegreden kapasitöre tüm elektronik komponent kategorileri.

Kategorilere göz atın

Üreticiler

Aradığınız üreticinin ürünlerini tek sayfada inceleyin.

Üreticileri görün

Toplu alım ve teklif

Listede olmayan ya da yüksek adetli parçalar için teklif isteyin.

Teklif isteyin

www.entegreci.com | **destek@entegreci.com** | **0850 305 90 34**

Entegreci is an online electronic components store based in Türkiye. Search by manufacturer part number to see stock, prices and datasheets for integrated circuits, microcontrollers, transistors, passive components and connectors, or request a quote for parts that are not listed.

Bu sayfa Entegreci tarafından eklenmiştir. Belgenin önceki sayfaları asıl yayıncısına aittir ve içeriği değiştirilmemiştir; en güncel sürüm için belgenin yayıncısına başvurun.