LOW DROPOUT VOLTAGE REGULATOR

■ GENERAL DESCRIPTION

The NJM2835 is a 500mA output low dropout voltage regulator.

Advanced Bipolar technology achieves low noise, high ripple rejection and high supply voltage.

2.1V to 15.5V output voltage range, 2.2μF small decoupling capacitor, built-in noise bypass capacitor make the NJM2835 suitable for various applications.

■ PACKAGE OUTLINE

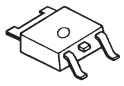

NJM2835DL1

■ FEATURES

- Output voltage options available 2.1 ~ 15.5V
- High Ripple Rejection 75dB typ. (f=1kHz,Vo=3V Version)
- Output Noise Voltage Vno=45μVrms typ.
- Output capacitor with 2.2μF ceramic capacitor (Vo≥5.1V)
- Output Current Io(max.)=500mA
- High Precision Output Vo±1.0%
- Low Dropout Voltage 0.18V typ. (Io=300mA)
- Internal Thermal Overload Protection
- Internal Over Current Protection
- Bipolar Technology
- Package Outline TO-252-3

■ PIN CONFIGURATION

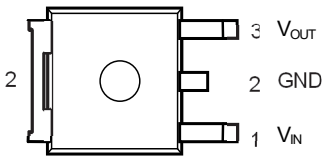

NJM2835DL1

■ BLOCK DIAGRAM

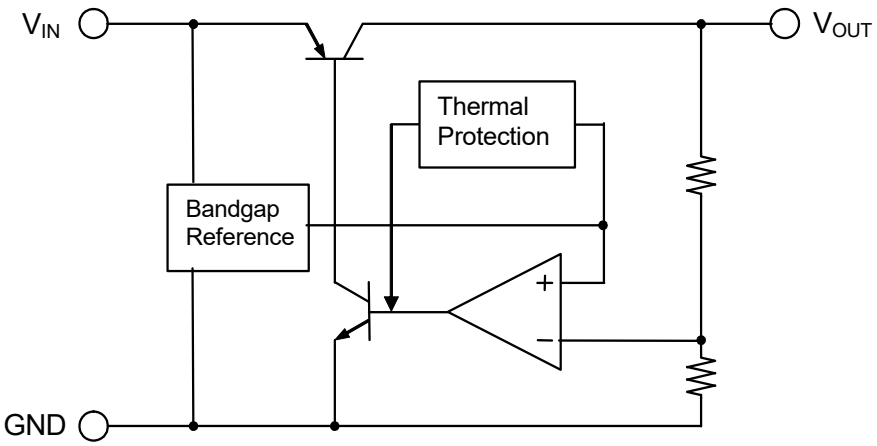

■ OUTPUT VOLTAGE RANK LIST

The WHITE column shows applicable Voltage Rank(s)

Device Name	Vout	Device Name	Vout	Device Name	Vout
NJM2835DL1-21	2.1V	NJM2835DL1-36	3.6V	NJM2835DL1-08	8.0V
NJM2835DL1-22	2.2V	NJM2835DL1-37	3.7V	NJM2835DL1-85	8.5V
NJM2835DL1-23	2.3V	NJM2835DL1-38	3.8V	NJM2835DL1-09	9.0V
NJM2835DL1-24	2.4V	NJM2835DL1-39	3.9V	NJM2835DL1-10	10.0V
NJM2835DL1-25	2.5V	NJM2835DL1-04	4.0V	NJM2835DL1-12	12.0V
NJM2835DL1-26	2.6V	NJM2835DL1-41	4.1V	NJM2835DL1-15	15.0V
NJM2835DL1-27	2.7V	NJM2835DL1-42	4.2V		
NJM2835DL1-28	2.8V	NJM2835DL1-43	4.3V		
NJM2835DL1-29	2.9V	NJM2835DL1-44	4.4V		
NJM2835DL1-03	3.0V	NJM2835DL1-45	4.5V		
NJM2835DL1-31	3.1V	NJM2835DL1-46	4.6V		
NJM2835DL1-32	3.2V	NJM2835DL1-47	4.7V		
NJM2835DL1-33	3.3V	NJM2835DL1-48	4.8V		
NJM2835DL1-34	3.4V	NJM2835DL1-49	4.9V		
NJM2835DL1-35	3.5V	NJM2835DL1-05	5.0V		

■ ABSOLUTE MAXIMUM RATINGS (Ta=25°C)

PARAMETER	SYMBOL	RATINGS	UNIT
Input Voltage	V_{IN}	+20	V
Power Dissipation	P_D	1190(*1) 3125(*2)	mW
Operating Temperature	Topr	-40 ~ +85	°C
Storage Temperature	Tstg	-40 ~ +150	°C

(*1): Mounted on glass epoxy board. (76.2 × 114.3 × 1.6mm:based on EIA/JDEC standard size, 2Layers, Cu area 100mm^2)

(*2): Mounted on glass epoxy board. (76.2 × 114.3 × 1.6mm:based on EIA/JDEC standard, 4Layers)

(For 4Layers: Applying 74.2 × 74.2mm inner Cu area and a thermal via hole to a board based on JEDEC standard JESD51-5)

■ ELECTRICAL CHARACTERISTICS

V_{IN}= Vo+1V, C_{IN}=0.33μF, Co=2.2μF (2.9V<Vo≤5V:Co=4.7μF,Vo≤2.9V:Co=10μF),Ta=25°C

PARAMETER	SYMBOL	TEST CONDITION		MIN	TYP	MAX	UNIT
Output Voltage	Vo	Io=30mA		-1.0%	-	+1.0%	V
Quiescent Current	I_Q	Io=0mA	Vo≤5V Version	-	200	300	μA
			5V<Vo≤10V Version	-	215	315	μA
			10V<Vo≤15V Version	-	230	330	μA
Output Current	Io	Vo-0.3V		500	650	-	mA
Line Regulation	$\Delta Vo/\Delta V_{IN}$	V_{IN}=Vo+1V ~ Vo+6V(Vo≤12V), V_{IN}=Vo+1V ~ 18V(Vo>12V), Io=30mA		-	-	0.10	%/V
Load Regulation	$\Delta Vo/\Delta Io$	Io=0 ~ 500mA		-	-	0.007	%/mA
Dropout Voltage(*3)	ΔV_{I-O}	Io=300mA		-	0.18	0.28	V
Ripple Rejection	RR	ein=200mVrms,f=1kHz,Io=10mA Vo=3V Version		-	75	-	dB
Average Temperature Coefficient of Output Voltage	$\Delta Vo/\Delta Ta$	Ta=0 ~ 85°C, Io=10mA		-	±50	-	ppm/°C
Output Noise Voltage	V_{NO}	f=10Hz ~ 80kHz, Io=10mA, Vo=3V Version		-	45	-	μVrms
Input Voltage	V_{IN}			-	-	18	V

(*3): The above specification is a common specification for all output voltages.
Therefore, it may be different from the individual specification for a specific output voltage.

■ THERMAL CHARACTERISTICS

PARAMETER	SYMBOL	VALUE	UNIT
Junction-to-Ambient thermal resistance	θja	105 (*4) 40 (*5)	°C/W
Junction-to-Top of package characterization parameter	ψjt	17 (*4) 12 (*5)	°C/W

(*4): Mounted on glass epoxy board. (76.2 × 114.3 × 1.6mm:based on EIA/JDEC standard size, 2Layers, Cu area 100mm^2)

(*5): Mounted on glass epoxy board. (76.2 × 114.3 × 1.6mm:based on EIA/JDEC standard, 4Layers)

(For 4Layers: Applying 74.2 × 74.2mm inner Cu area and a thermal via hole to a board based on JEDEC standard JESD51-5)

■ POWER DISSIPATION vs. AMBIENT TEMPERATURE

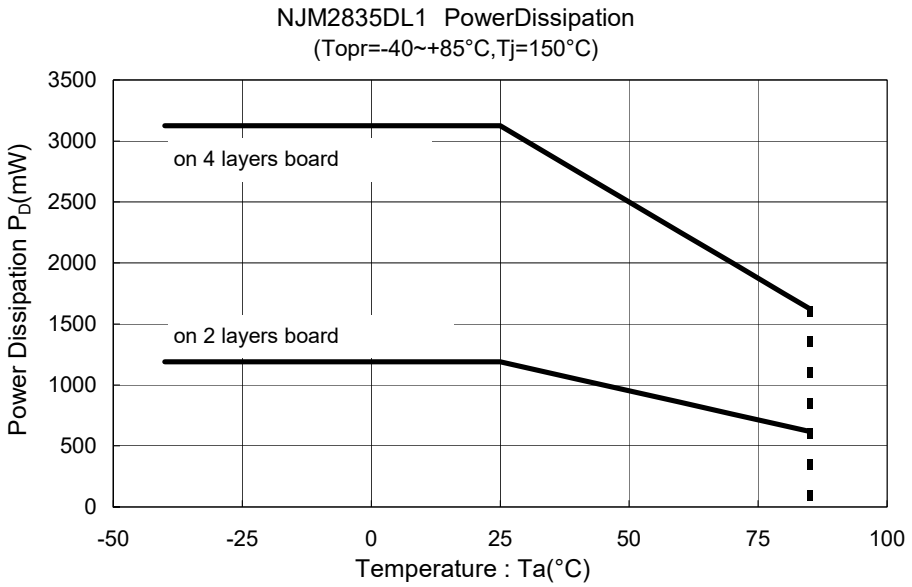

■ TEST CIRCUIT

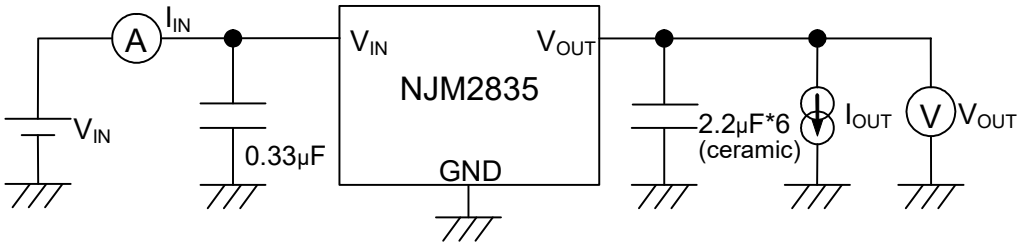

*6 2.9<Vo≤5.0V version : Co=4.7μF(ceramic)

Vo≤2.9V version : Co=10μF(ceramic)

■ TYPICAL APPLICATION

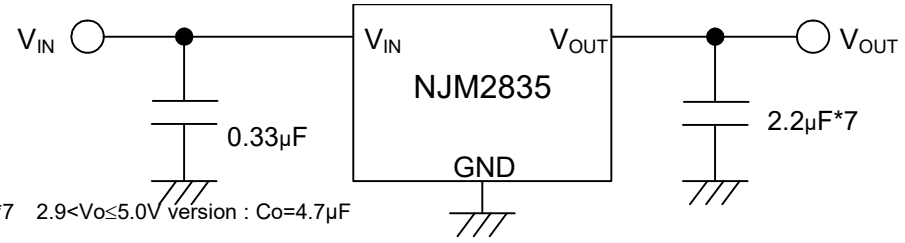

*7 2.9<Vo≤5.0V version : Co=4.7μF

Vo≤2.9V version : Co=10μF

*Input Capacitor C_{IN}

Input Capacitor C_{IN} is required to prevent oscillation and reduce power supply ripple for applications when high power supply impedance or a long power supply line.

Therefore, use the recommended C_{IN} value (refer to conditions of ELECTRIC CHARACTERISTIC) or larger and should connect between GND and V_{IN} as shortest path as possible to avoid the problem.

*Output Capacitor C_O

The output capacitor C_O will be required for a phase compensation of the internal error amplifier.

The capacitance and the equivalent series resistance (ESR) influence to stable operation of the regulator.

Use of a smaller C_O may cause excess an output noise or an oscillation of the regulator due to lack of the phase compensation.

On the other hand, use of a larger C_O reduces an output noise and a ripple output, and also improves an output transient response when load rapidly changes.

Therefore, use the recommended C_O value (refer to conditions of ELECTRIC CHARACTERISTIC) or larger and should connect between GND and V_{OUT} as shortest path as possible for stable operation.

The recommended capacitance depends on the output voltage rank. Especially, a low voltage regulator requires larger C_O value.

In addition, you should consider varied characteristics of capacitor (a frequency characteristic, a temperature characteristic, a DC bias characteristic and so on) and unevenness peculiar to a capacitor supplier enough.

When selecting C_O, recommend that have withstand voltage margin against an output voltage and superior temperature characteristic.

■ TYPICAL CHARACTERISTICS

●DC CHARACTERISTICS (3V Version)

NJM2835_3.0V
Output Voltage vs. Input Voltage

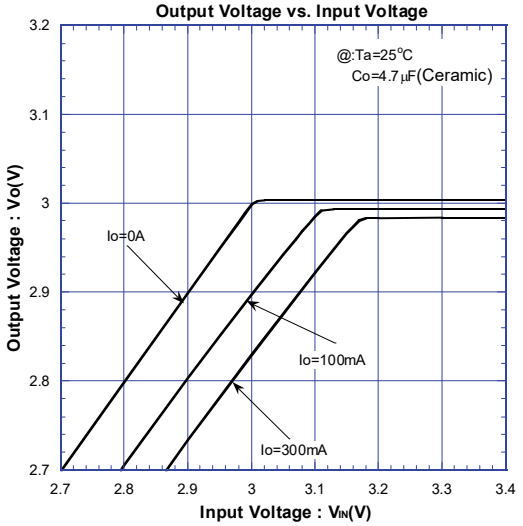

NJM2835_3.0V
Output Voltage vs. Output Current

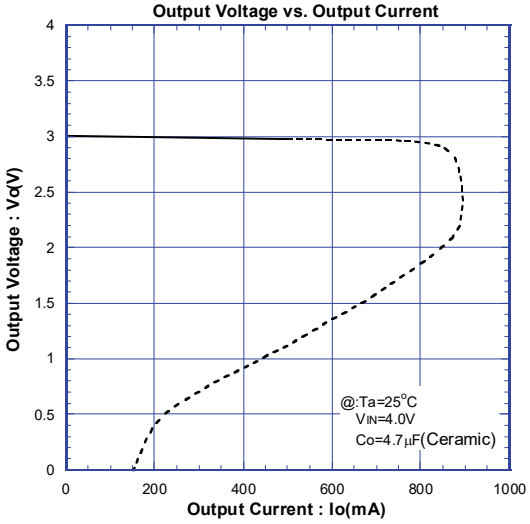

NJM2835_3.0V
Ground Pin Current v.s. Output Current

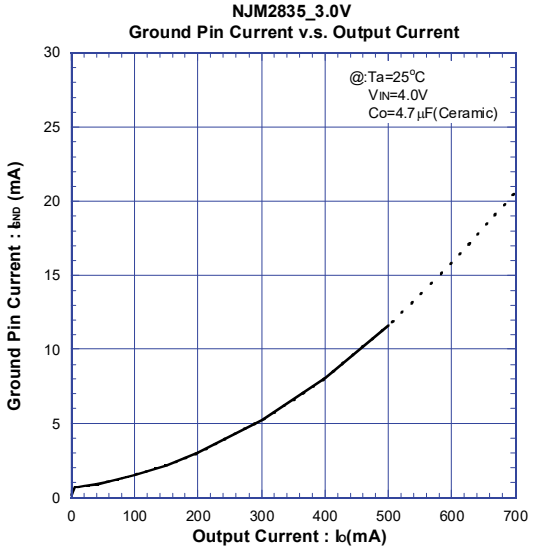

NJM2835_3.0V
Dropout Voltage vs. Output Current

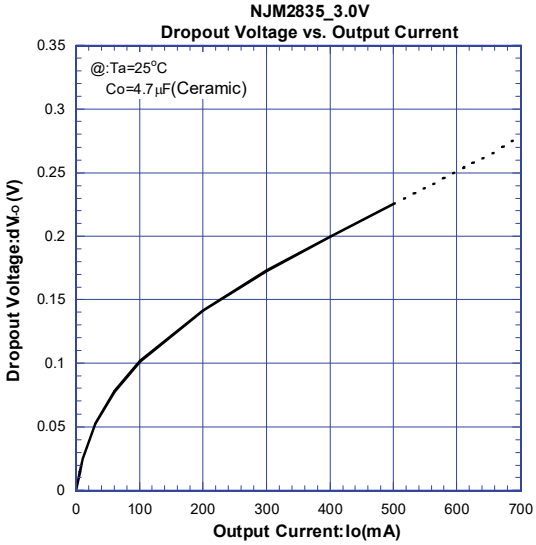

NJM2835_3.0V
Load Regulation vs. Output Current

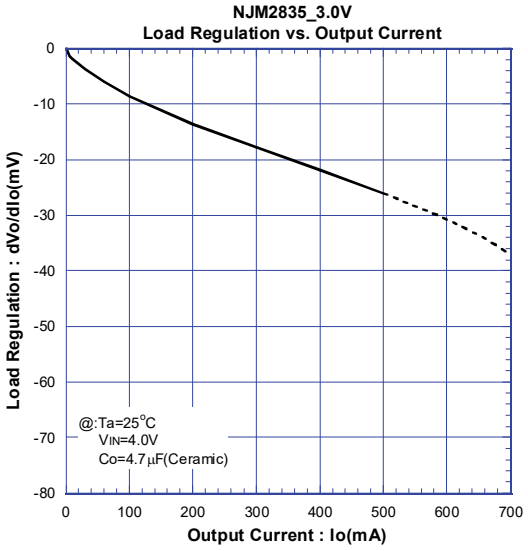

NJM2835_3.0V
Peak Output Current vs. Input Voltage

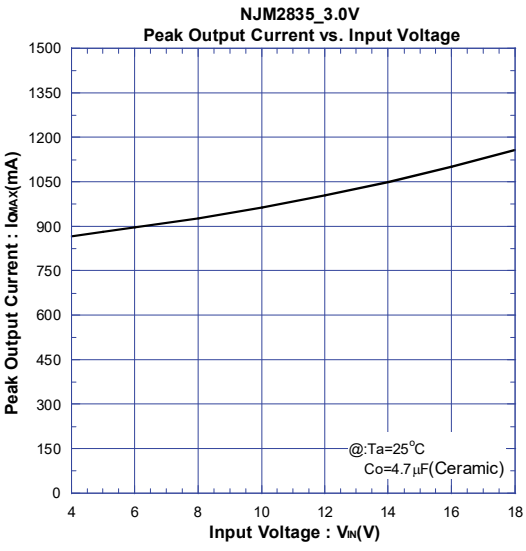

■ TYPICAL CHARACTERISTICS

●DC CHARACTERISTICS (3V Version)

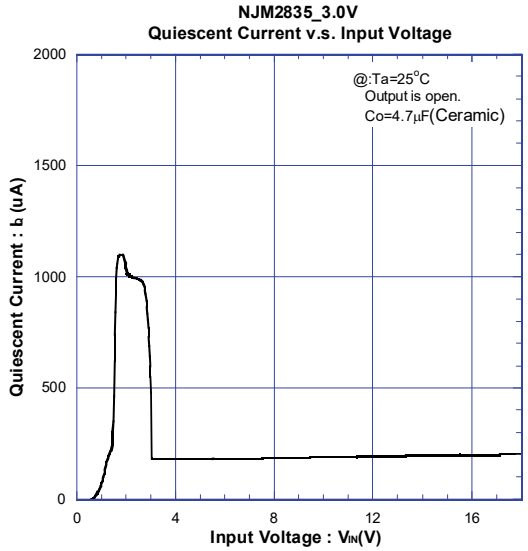

●AC CHARACTERISTICS (3V Version)

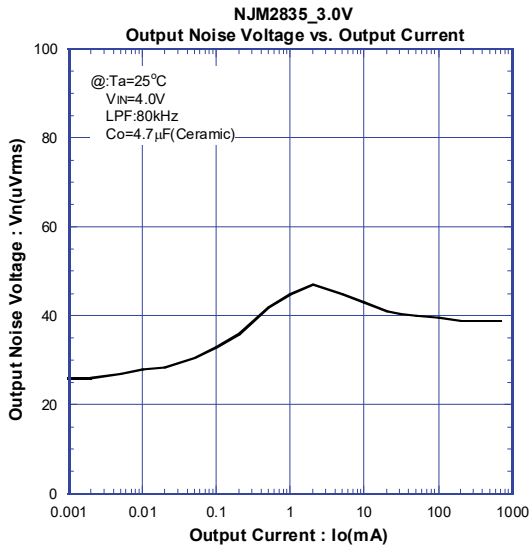

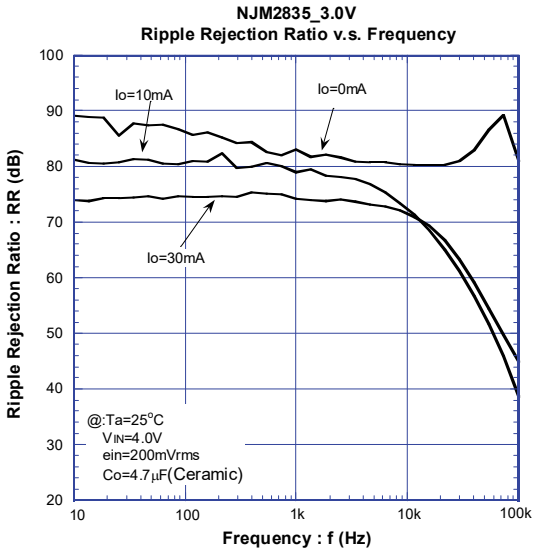

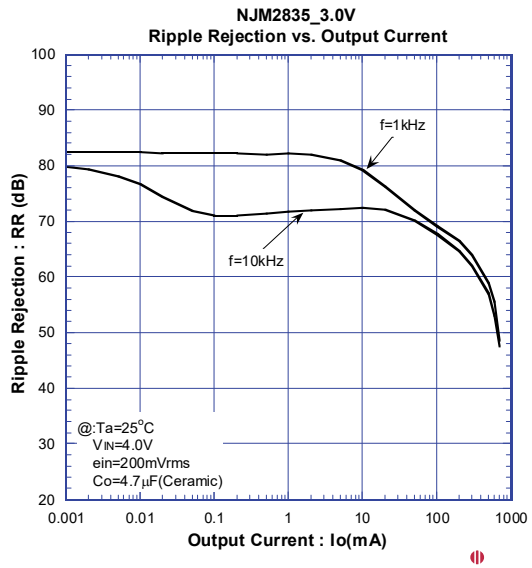

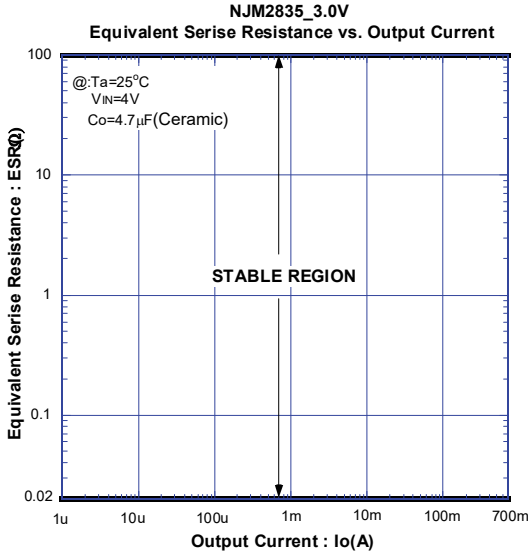

■ TYPICAL CHARACTERISTICS

●TEMPERATURE CHARACTERISTICS (3V Version)

NJM2835_3.0V
Dropout Voltage v.s. Temperature

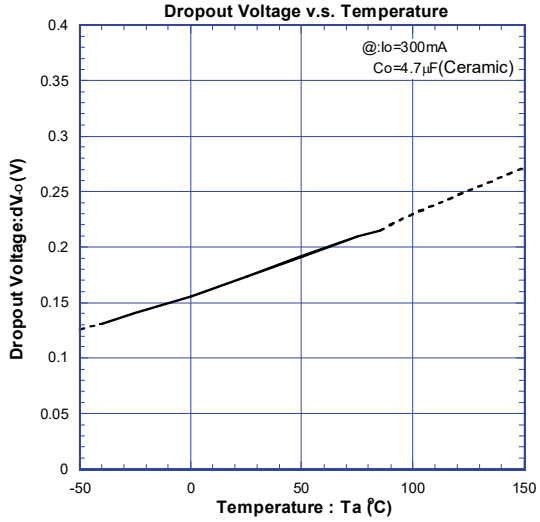

NJM2835_3.0V
Output Voltage v.s. Temperature

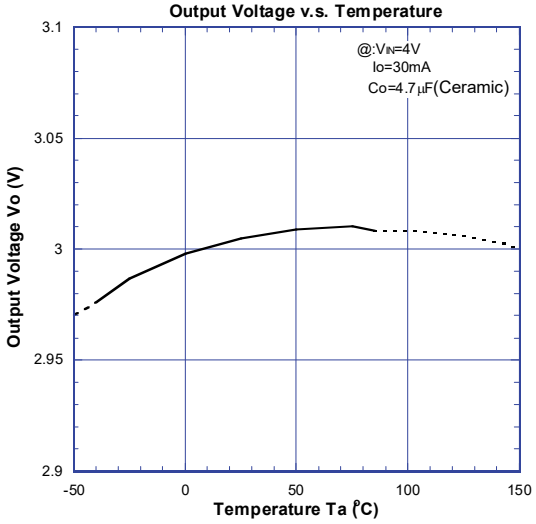

NJM2835_3.0V
Quiescent Current v.s. Temperature

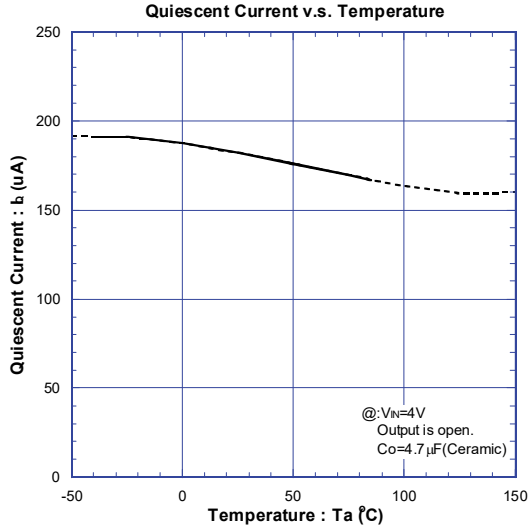

NJM2835_3.0V
Line Regulation v.s. Temperature

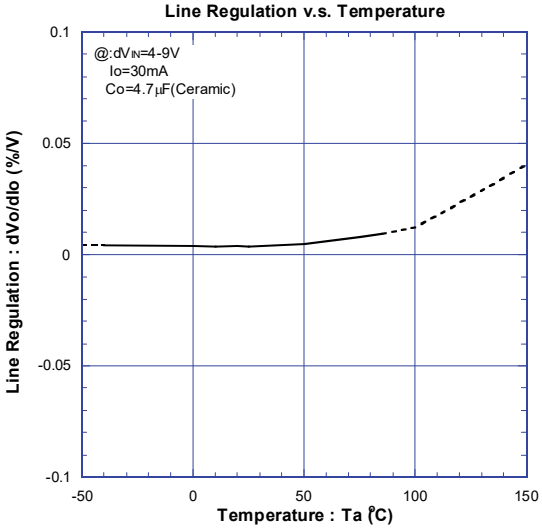

NJM2835_3.0V
Load Regulation v.s. Temperature

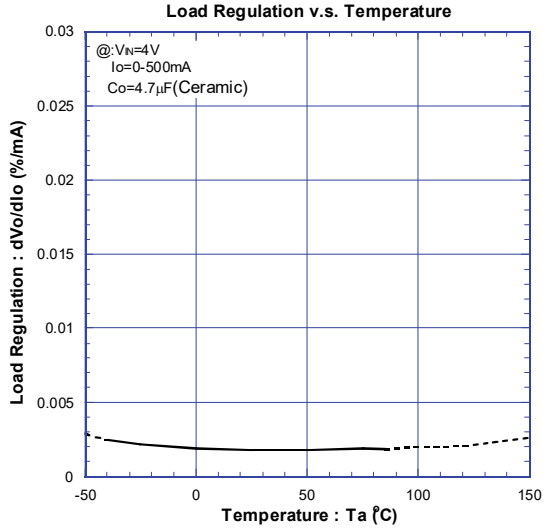

NJM2835_3.0V
Output Voltage v.s. Temperature

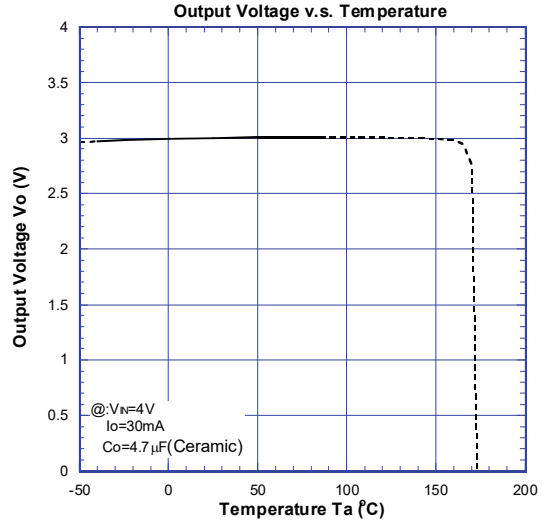

■ TYPICAL CHARACTERISTICS

●TEMPERATURE CHARACTERISTICS (3V Version)

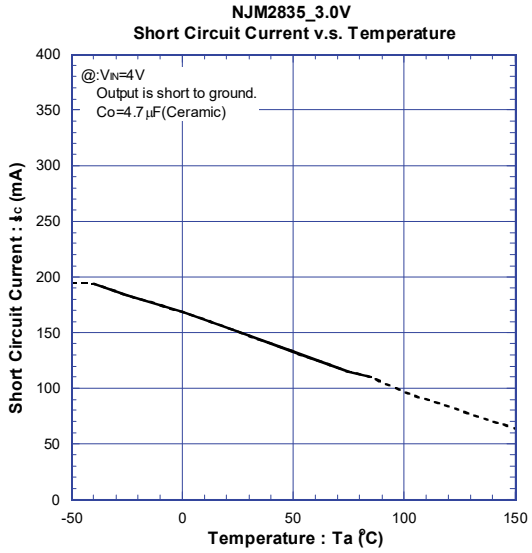

■ TYPICAL CHARACTERISTICS

●TRANSIENT RESPONSE (3V Version)

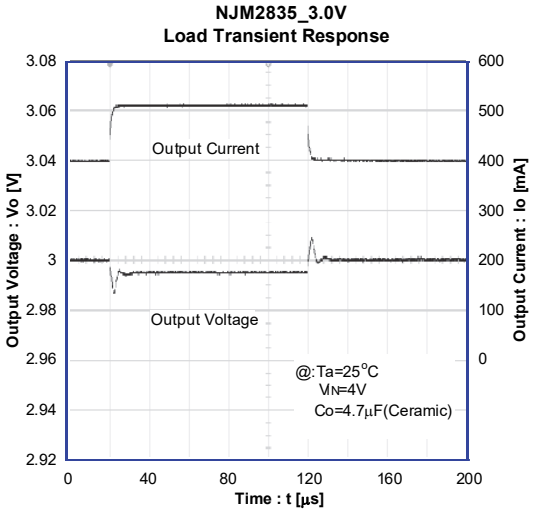

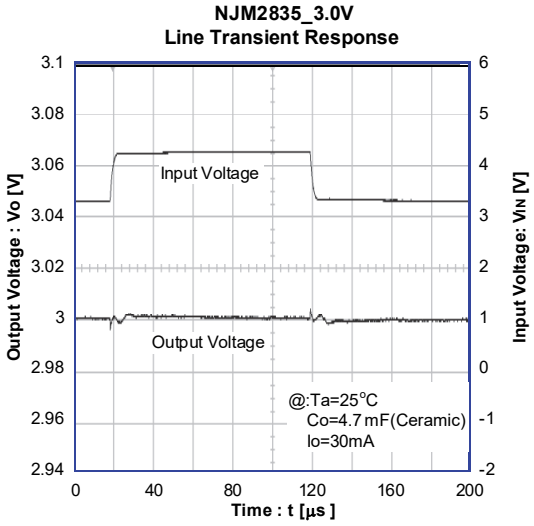

■ TYPICAL CHARACTERISTICS

●DC CHARACTERISTICS (8.5V Version)

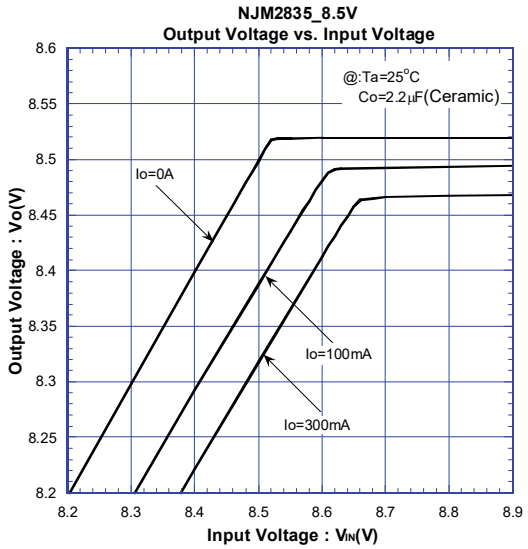

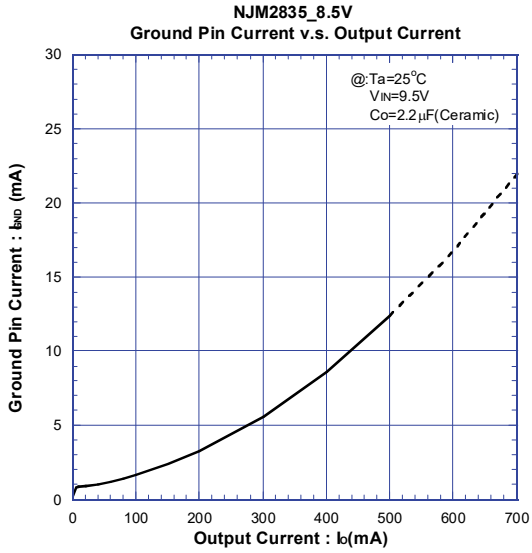

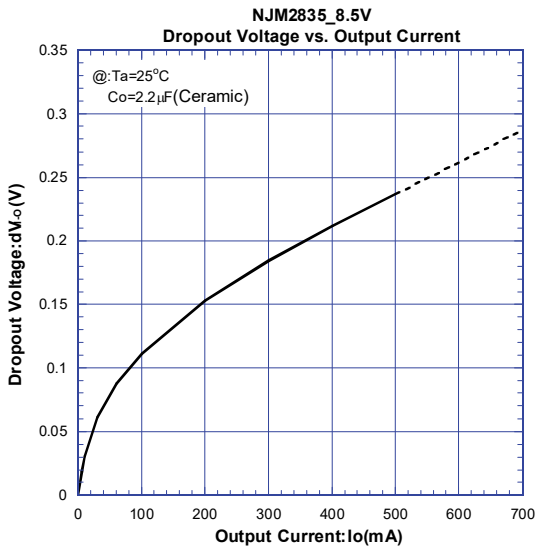

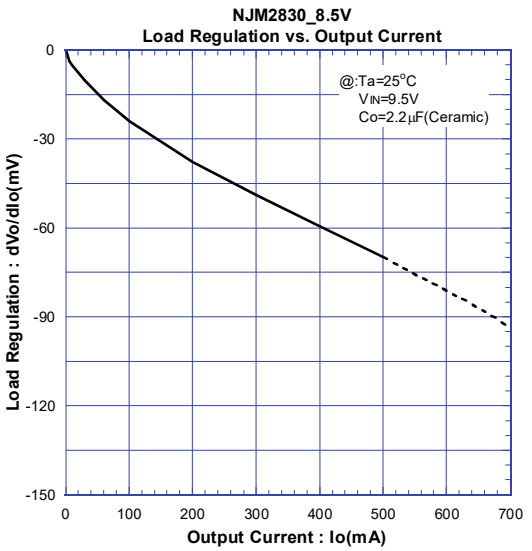

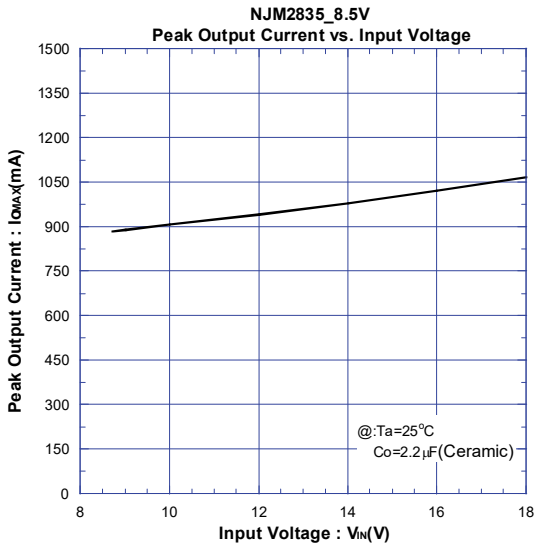

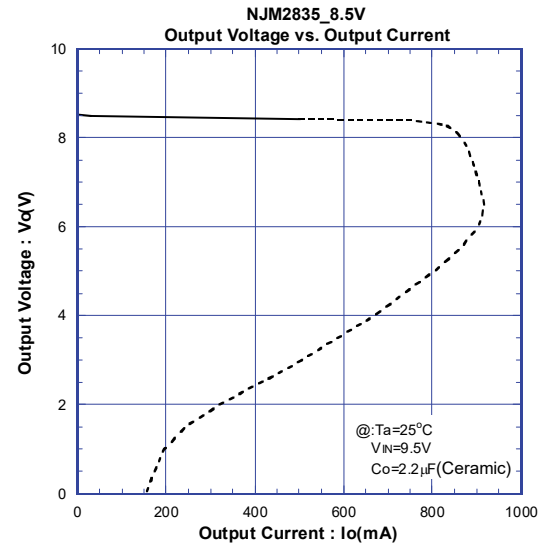

■ TYPICAL CHARACTERISTICS

●DC CHARACTERISTICS (8.5V Version)

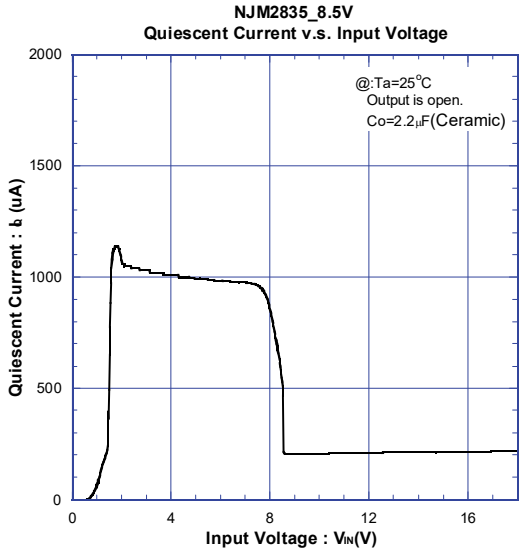

●AC CHARACTERISTICS (8.5V Version)

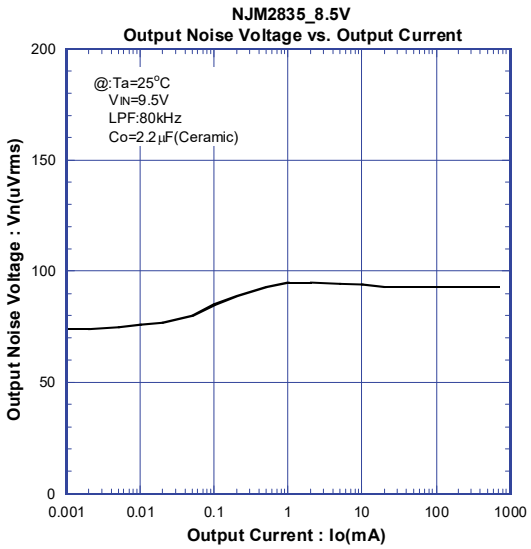

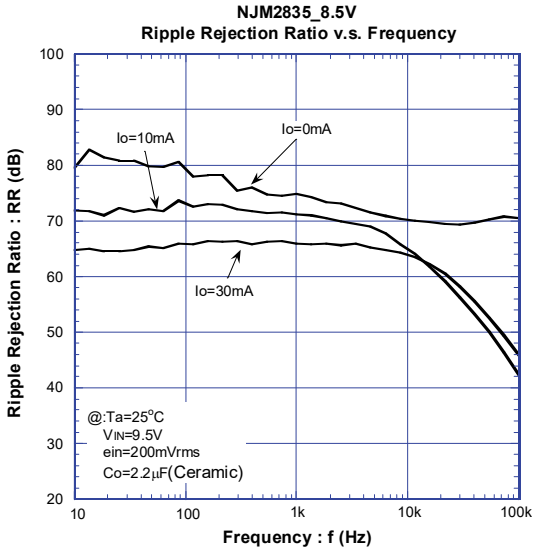

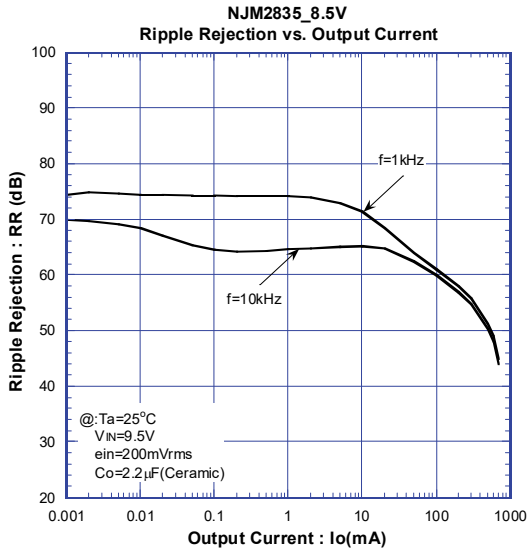

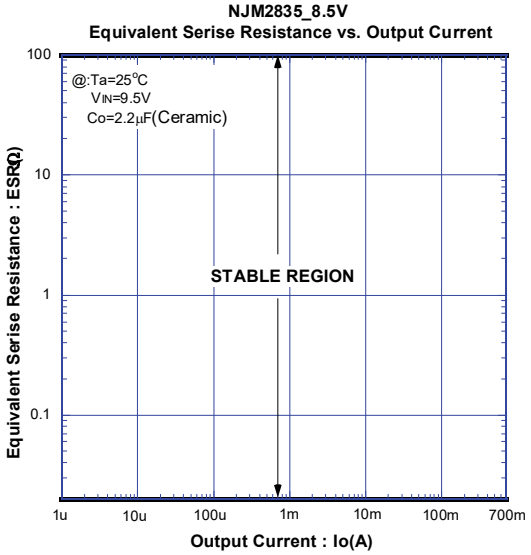

■ TYPICAL CHARACTERISTICS

●TEMPERATURE CHARACTERISTICS (8.5V Version)

NJM2835_8.5V
Dropout Voltage v.s. Temperature

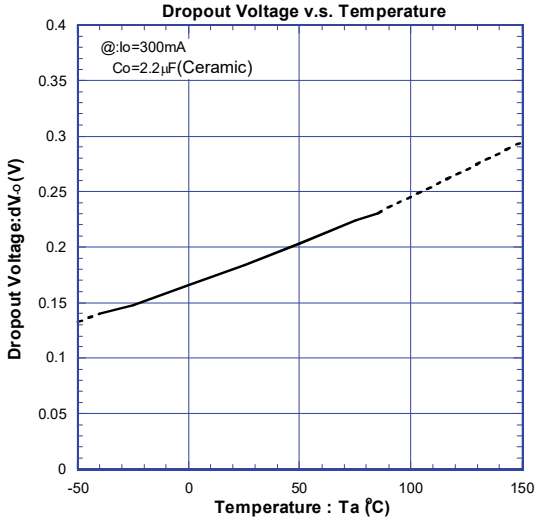

NJM2835_8.5V
Output Voltage v.s. Temperature

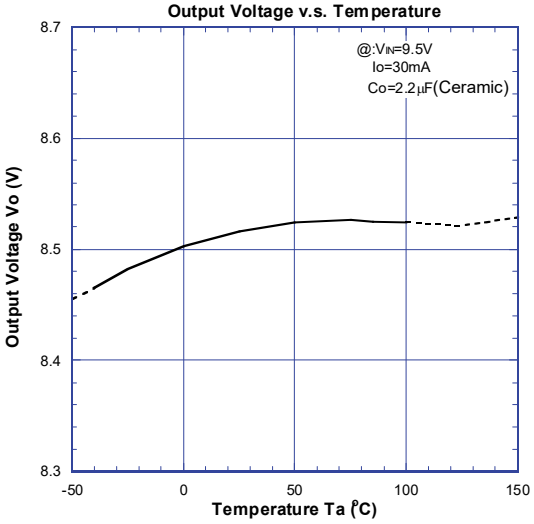

NJM2835_8.5V
Line Regulation v.s. Temperature

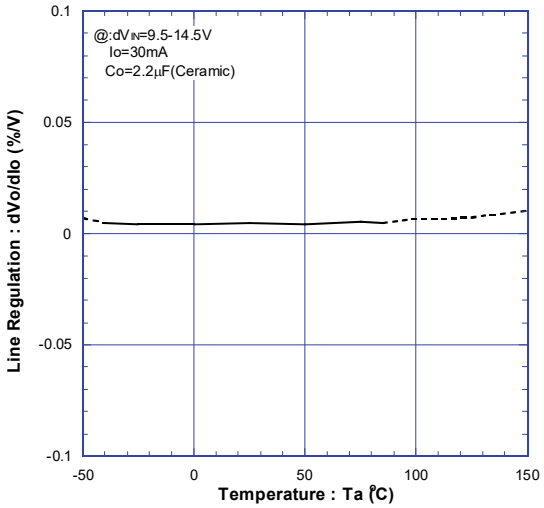

NJM2835_8.5V
Load Regulation v.s. Temperature

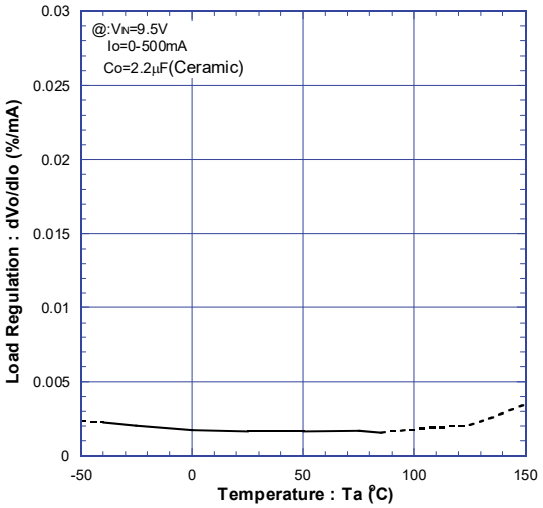

NJM2835_8.5V
Output Voltage v.s. Temperature

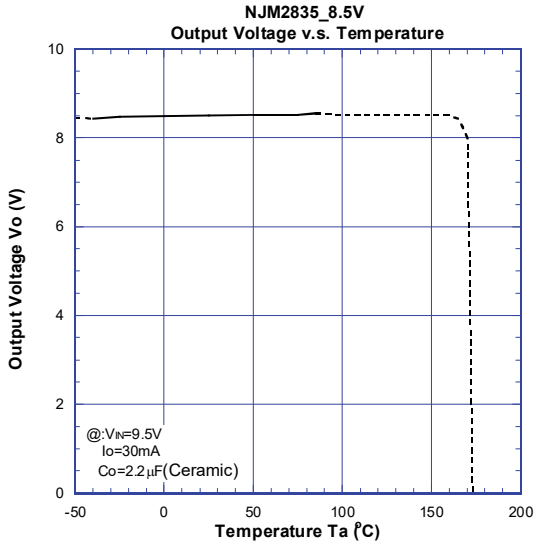

NJM2830_8.5V
Short Circuit Current v.s. Temperature

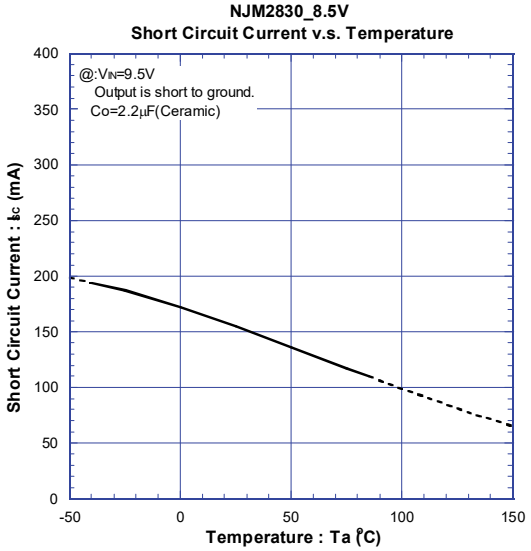

■ TYPICAL CHARACTERISTICS

●TRANSIENT RESPONSE (8.5V Version)

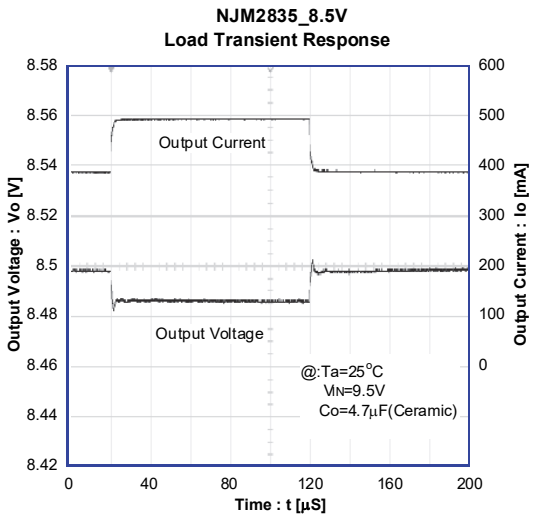

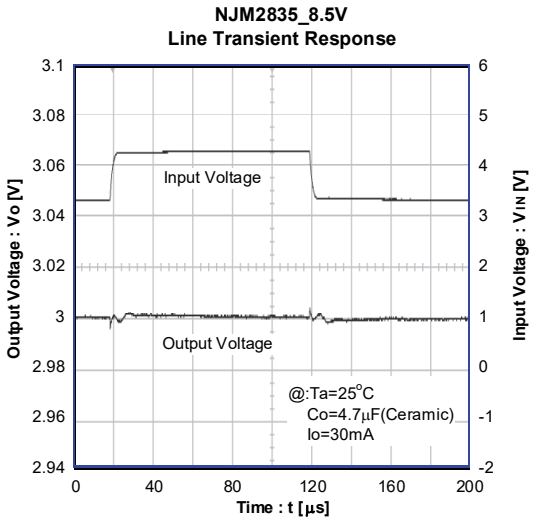

■ TYPICAL CHARACTERISTICS

●DC CHARACTERISTICS (15V Version)

NJM2835_15V
Output Voltage vs. Input Voltage

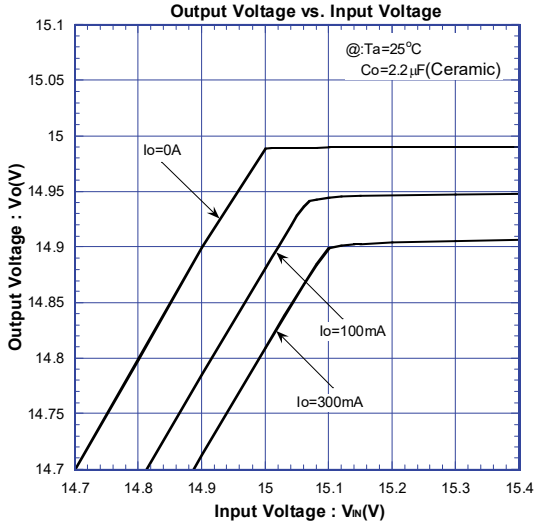

NJM2835_15V
Output Voltage vs. Output Current

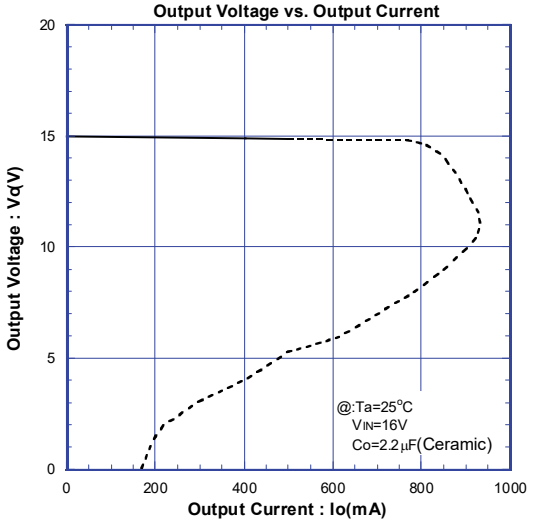

NJM2835_15V
Ground Pin Current v.s. Output Current

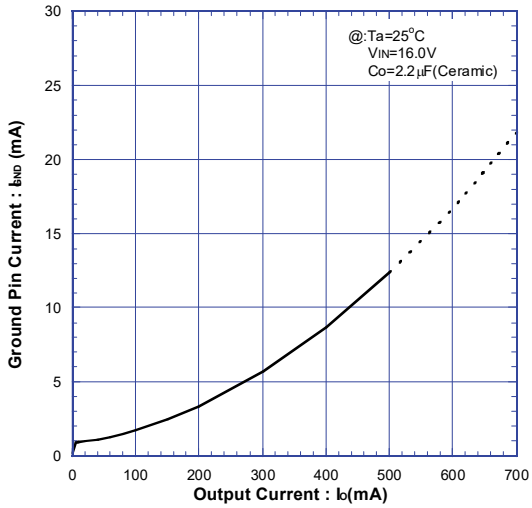

NJM2835_15V
Dropout Voltage vs. Output Current

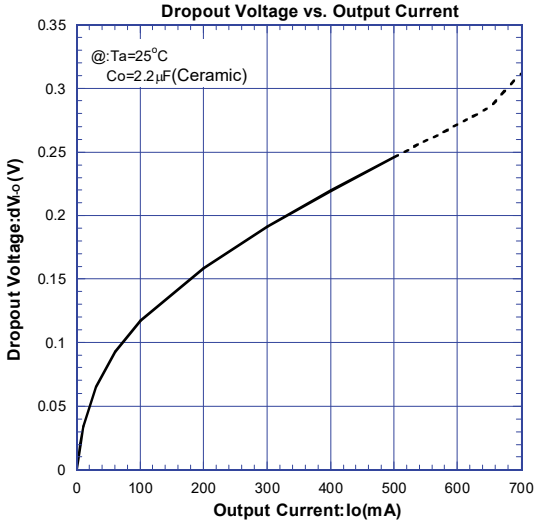

NJM2835_15V
Load Regulation vs. Output Current

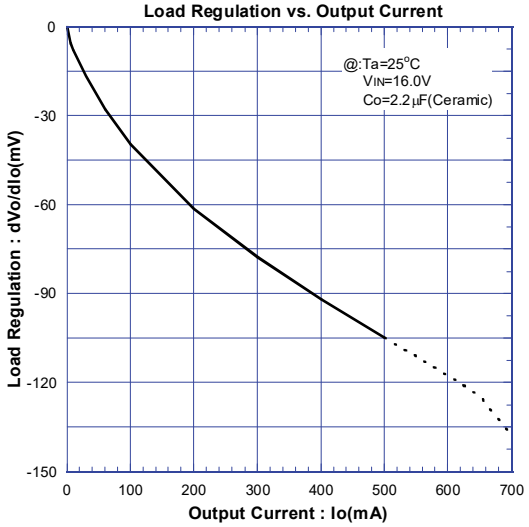

NJM2835_15V
Peak Output Current vs. Input Voltage

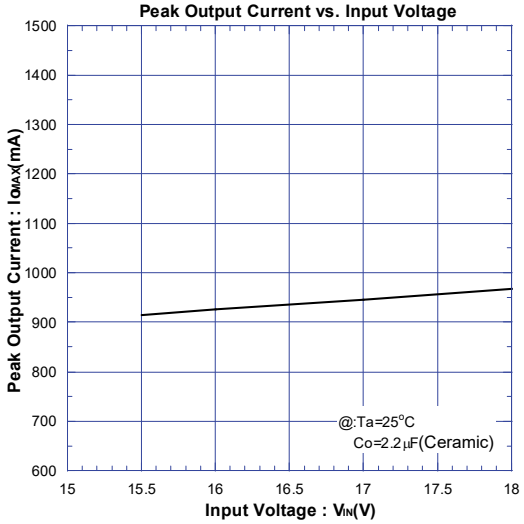

■ TYPICAL CHARACTERISTICS

●DC CHARACTERISTICS (15V Version)

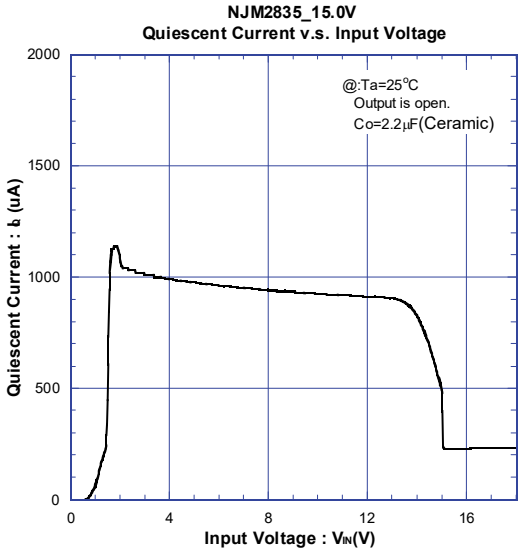

●AC CHARACTERISTICS (15V Version)

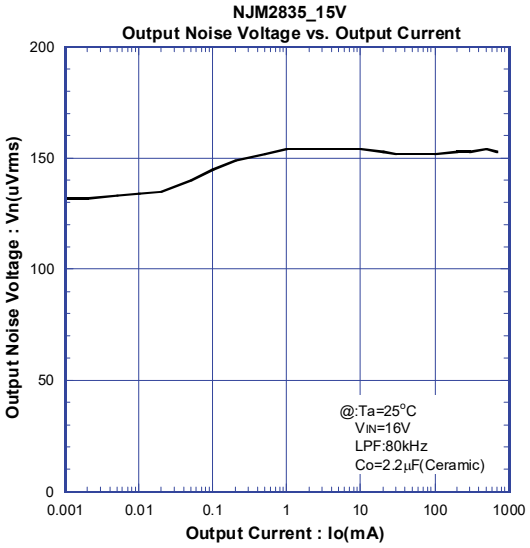

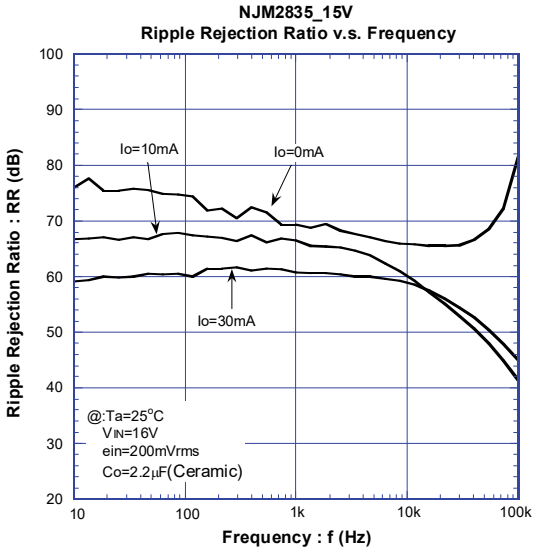

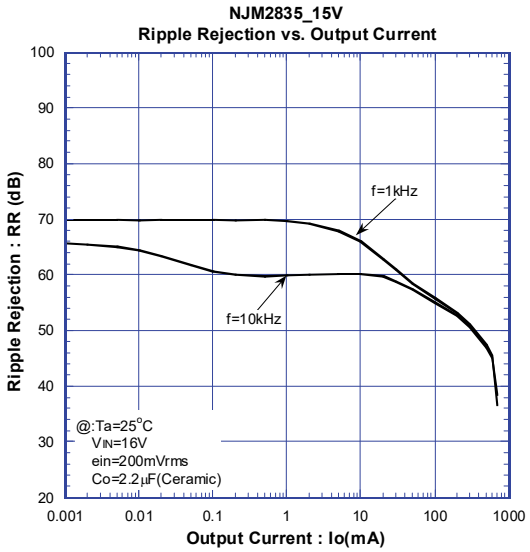

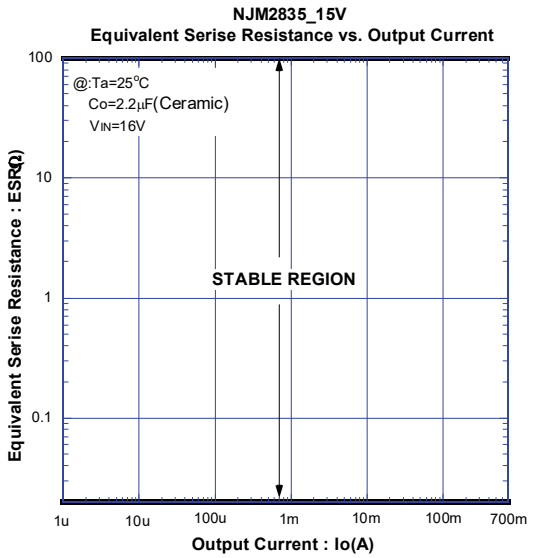

■ TYPICAL CHARACTERISTICS

●TEMPERATURE CHARACTERISTICS (15V Version)

NJM2835_15V
Dropout Voltage v.s. Temperature

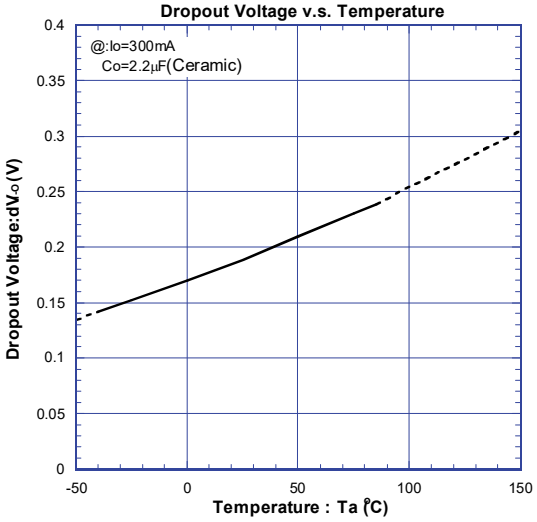

NJM2835_15V
Output Voltage v.s. Temperature

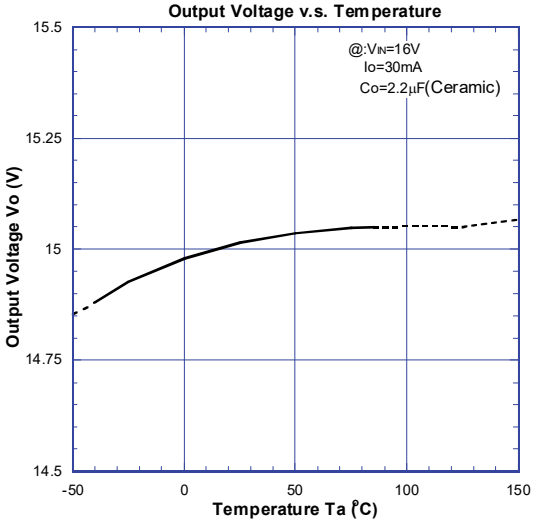

NJM2835_15V
Quiescent Current v.s. Temperature

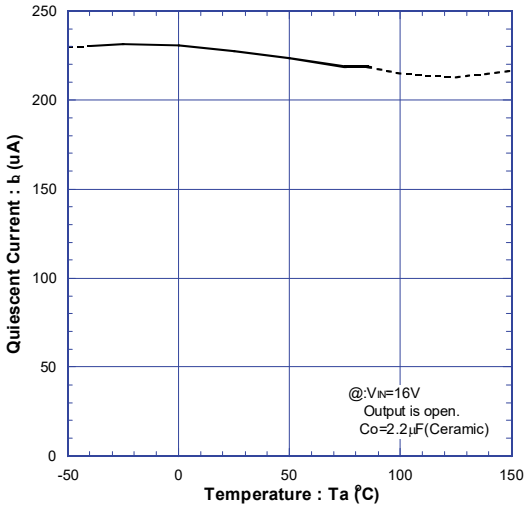

NJM2835_15V
Line Regulation v.s. Temperature

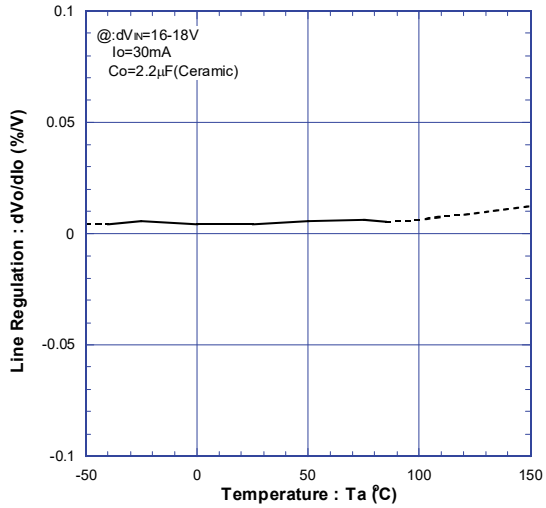

NJM2835_15V
Load Regulation v.s. Temperature

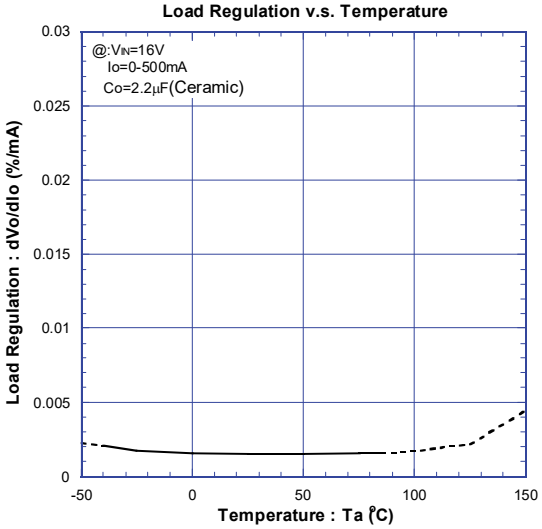

NJM2835_15V
Output Voltage v.s. Temperature

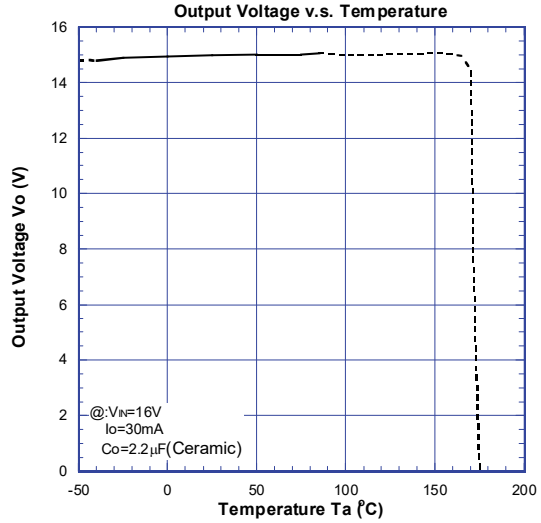

■ TYPICAL CHARACTERISTICS

●TEMPERATURE CHARACTERISTICS (15V Version)

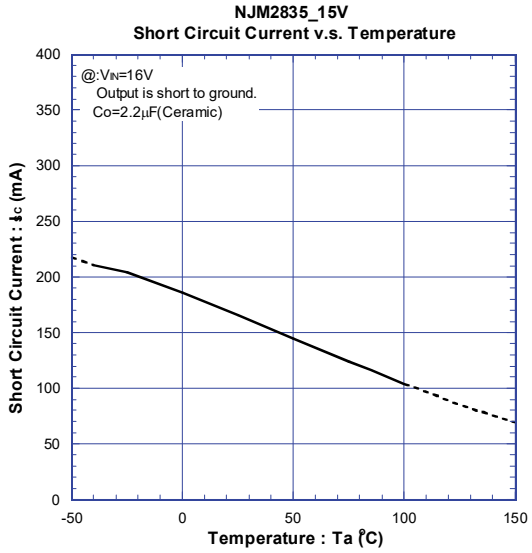

■ TYPICAL CHARACTERISTICS

●TRANSIENT RESPONSE (15V Version)

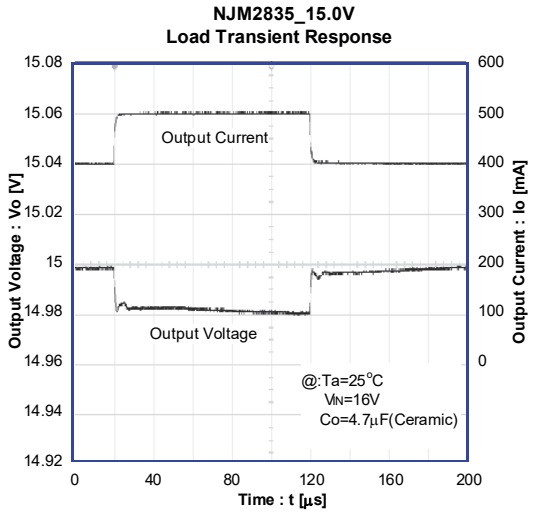

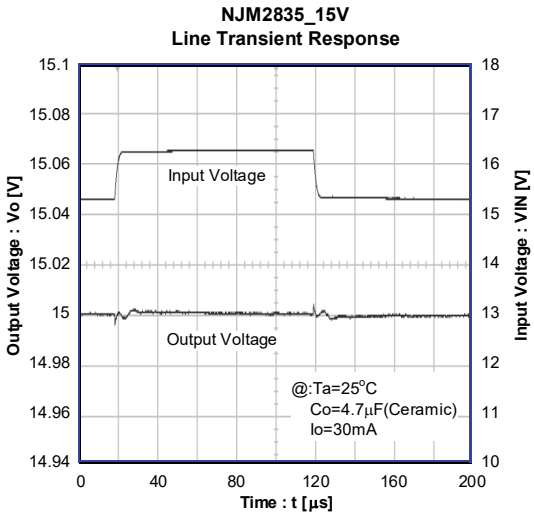

[CAUTION]
The specifications on this datasheet are only given for information , without any guarantee as regards either mistakes or omissions. The application circuits in this datasheet are described only to show representative usages of the product and not intended for the guarantee or permission of any right including the industrial rights.

ENTEGRECİ

Bu belge www.entegreci.com üzerinden sunulmaktadır.

Elektronik komponent tedarikinde Entegreci

Entegreci, Eskişehir merkezli, Türkiye geneline satış yapan bir elektronik komponent mağazasıdır. Entegreler (IC), mikrodenetleyiciler, transistörler, diyotlar, pasif elemanlar, konnektörler, modüller ve geliştirme kartları tek adetten seri üretim adetlerine kadar satılır. Ürün sayfalarında güncel stok durumunu, fiyatı ve datasheet bağlantısını bulabilirsiniz.

Parça koduyla arama

Üretici parça numarasını yazın; stok ve fiyatı hemen görün.

www.entegreci.com

Ürün kategorileri

Entegreden kapasitöre tüm elektronik komponent kategorileri.

Kategorilere göz atın

Üreticiler

Aradığınız üreticinin ürünlerini tek sayfada inceleyin.

Üreticileri görün

Toplu alım ve teklif

Listede olmayan ya da yüksek adetli parçalar için teklif isteyin.

Teklif isteyin

www.entegreci.com | **destek@entegreci.com** | **0850 305 90 34**

Entegreci is an online electronic components store based in Türkiye. Search by manufacturer part number to see stock, prices and datasheets for integrated circuits, microcontrollers, transistors, passive components and connectors, or request a quote for parts that are not listed.

Bu sayfa Entegreci tarafından eklenmiştir. Belgenin önceki sayfaları asıl yayıncısına aittir ve içeriği değiştirilmemiştir; en güncel sürüm için belgenin yayıncısına başvurun.