LOW DROPOUT VOLTAGE REGULATOR

■ GENERAL DESCRIPTION

The NJM2836 is a 500mA output low dropout voltage regulator.

Advanced Bipolar technology achieves low noise, high ripple rejection and high supply voltage.

2.1V to 15.5V output voltage range, 2.2μF small decoupling capacitor, built-in noise bypass capacitor make the NJM2836 suitable for various applications.

■ PACKAGE OUTLINE

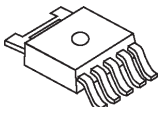

NJM2836DL3

■ FEATURES

- Output voltage options available 2.1 ~ 15.5V
- High Ripple Rejection 75dB typ. (f=1kHz,Vo=3V Version)
- Low Output Noise Voltage Vno=45μVrms typ.
- Output Current Io(max.)=500mA
- High Precision Output Voltage Vo±1.0%
- Output capacitor with 2.2μF ceramic capacitor (Vo≥5.1V)
- Low Dropout Voltage 0.18V typ. (Io=300mA)
- ON/OFF Control
- Internal Thermal Overload Protection
- Internal Over Current Protection
- Bipolar Technology
- Package Outline TO-252-5

■ PIN CONFIGURATION

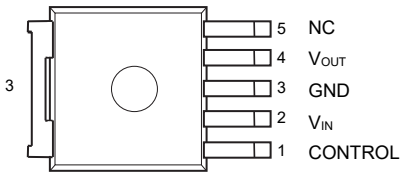

NJM2836DL3

■ BLOCK DIAGRAM

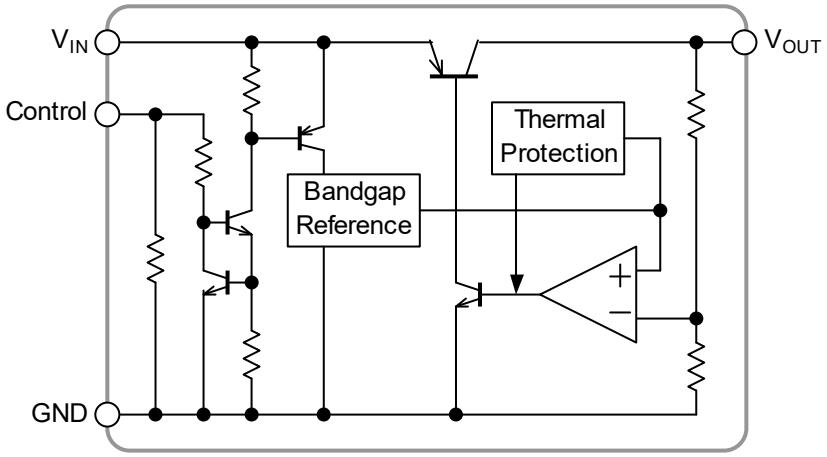

■ OUTPUT VOLTAGE RANK LIST

The WHITE column shows applicable Voltage Rank(s)

Device Name	Vout	Device Name	Vout	Device Name	Vout
NJM2836DL3-21	2.1V	NJM2836DL3-36	3.6V	NJM2836DL3-08	8.0V
NJM2836DL3-22	2.2V	NJM2836DL3-37	3.7V	NJM2836DL3-85	8.5V
NJM2836DL3-23	2.3V	NJM2836DL3-38	3.8V	NJM2836DL3-09	9.0V
NJM2836DL3-24	2.4V	NJM2836DL3-39	3.9V	NJM2836DL3-10	10.0V
NJM2836DL3-25	2.5V	NJM2836DL3-04	4.0V	NJM2836DL3-12	12.0V
NJM2836DL3-26	2.6V	NJM2836DL3-41	4.1V	NJM2836DL3-125	12.5V
NJM2836DL3-27	2.7V	NJM2836DL3-42	4.2V	NJM2836DL3-13	13.0V
NJM2836DL3-28	2.8V	NJM2836DL3-43	4.3V	NJM2836DL3-15	15.0V
NJM2836DL3-29	2.9V	NJM2836DL3-44	4.4V		
NJM2836DL3-03	3.0V	NJM2836DL3-45	4.5V		
NJM2836DL3-31	3.1V	NJM2836DL3-46	4.6V		
NJM2836DL3-32	3.2V	NJM2836DL3-47	4.7V		
NJM2836DL3-33	3.3V	NJM2836DL3-48	4.8V		
NJM2836DL3-34	3.4V	NJM2836DL3-49	4.9V		
NJM2836DL3-35	3.5V	NJM2836DL3-05	5.0V		

■ ABSOLUTE MAXIMUM RATINGS (Ta=25°C)

PARAMETER	SYMBOL	RATINGS	UNIT
Input Voltage	V_{IN}	+20	V
Control Voltage	V_{CONT}	+20	V
Power Dissipation	P_D	1190(*1) 3125(*2)	mW
Operating Temperature	Topr	-40 ~ +85	°C
Storage Temperature	Tstg	-40 ~ +150	°C

(*1): Mounted on glass epoxy board. (76.2 × 114.3 × 1.6mm:based on EIA/JDEC standard size, 2Layers, Cu area 100mm^2)

(*2): Mounted on glass epoxy board. (76.2 × 114.3 × 1.6mm:based on EIA/JDEC standard, 4Layers)

(For 4Layers: Applying 74.2 × 74.2mm inner Cu area and a thermal via hole to a board based on JEDEC standard JESD51-5)

■ ELECTRICAL CHARACTERISTICS

($V_{IN=}$ Vo+1V, C_{IN}=0.33µF, Co=2.2µF (2.9V<Vo≤5V:Co=4.7µF,Vo≤2.9V:Co=10µF),Ta=25°C)

PARAMETER	SYMBOL	TEST CONDITION		MIN	TYP	MAX	UNIT
Output Voltage	Vo	Io=30mA		-1.0%	-	+1.0%	V
Quiescent Current	I_Q	Io=0mA	Vo≤5V Version	-	200	300	µA
			5V<Vo≤10V Version	-	215	315	µA
			10V<Vo≤15V Version	-	230	330	µA
Quiescent Current at Control OFF	$I_{Q(OFF)}$	V_{CONT}=0V		–	–	100	nA
Output Current	Io	Vo-0.3V		500	650	-	mA
Line Regulation	$\Delta Vo/\Delta V_{IN}$	V_{IN}=Vo+1V ~ Vo+6V(Vo≤12V), V_{IN}=Vo+1V ~ 18V(Vo>12V), Io=30mA		-	-	0.10	%/V
Load Regulation	ΔVo/ΔIo	Io=0 ~ 500mA		-	-	0.007	%/mA
Dropout Voltage(*3)	ΔV_{I-O}	Io=300mA		-	0.18	0.28	V
Ripple Rejection	RR	ein=200mVrms,f=1kHz,Io=10mA Vo=3V Version		-	75	-	dB
Average Temperature Coefficient of Output Voltage	ΔVo/ΔTa	Ta=0 ~ 85°C, Io=10mA		-	± 50	-	ppm/°C
Output Noise Voltage	V_{NO}	f=10Hz ~ 80kHz, Io=10mA, Vo=3V Version		-	45	-	µVrms
Control Current	I_{CONT}	V_{CONT}=1.6V		–	3	12	µA
Control Voltage for ON-state	$V_{CONT(ON)}$			1.6	–	–	V
Control Voltage for OFF-state	$V_{CONT(OFF)}$			–	–	0.6	V
Input Voltage	V_{IN}			-	-	18	V

(*3): The above specification is a common specification for all output voltages.
Therefore, it may be different from the individual specification for a specific output voltage.

■ THERMAL CHARACTERISTICS

PARAMETER	SYMBOL	VALUE	UNIT
Junction-to-ambient thermal resistance	θja	105 (*3) 40 (*4)	°C/W
Junction-to-Top of package characterization parameter	ψjt	17 (*3) 12 (*4)	°C/W

(*4): Mounted on glass epoxy board. (76.2 × 114.3 × 1.6mm:based on EIA/JDEC standard size, 2Layers, Cu area 100mm^2)

(*5): Mounted on glass epoxy board. (76.2 × 114.3 × 1.6mm:based on EIA/JDEC standard, 4Layers)

(For 4Layers: Applying 74.2 × 74.2mm inner Cu area and a thermal via hole to a board based on JEDEC standard JESD51-5)

■ POWER DISSIPATION vs. AMBIENT TEMPERATURE

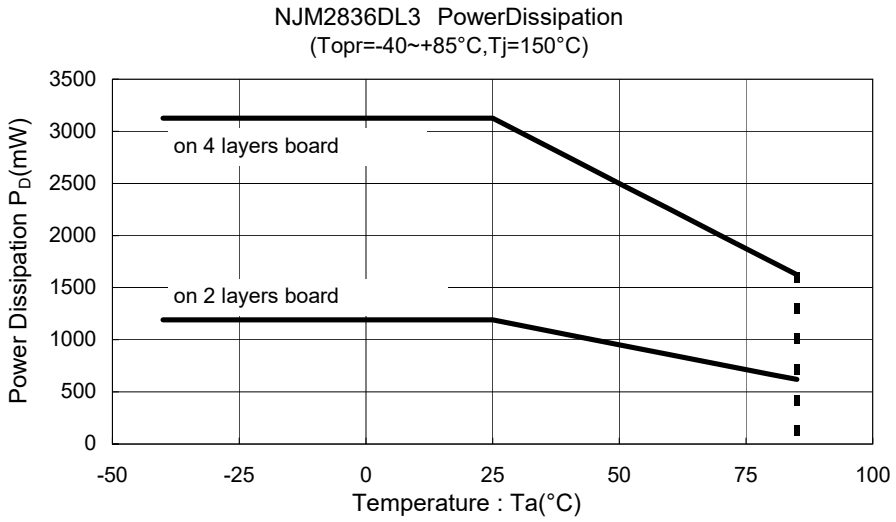

■TEST CIRCUIT

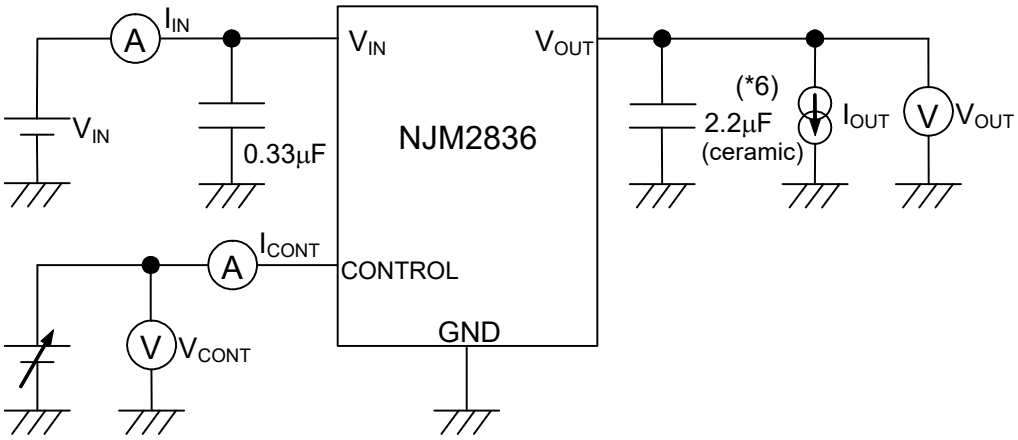

(*6)2.9V<Vo≤5V version : Co=4.7μF(ceramic)
Vo≤2.9V version : Co=10μF(ceramic)

■ TYPICAL APPLICATIONS

① In the case where ON/OFF Control is not required

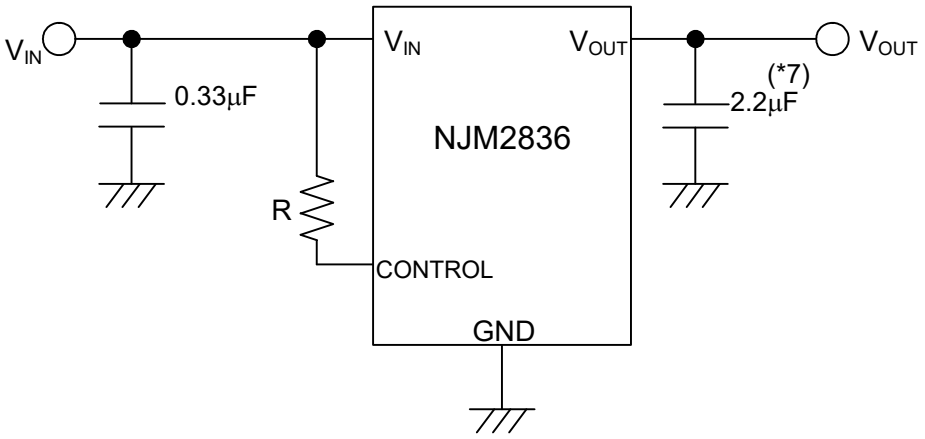

(*7): 2.9V<Vo≤5V version : Co=4.7μF
Vo≤2.9V version : Co=10μF

Connect control pin to V_{IN} pin

② In use of ON/OFF CONTROL

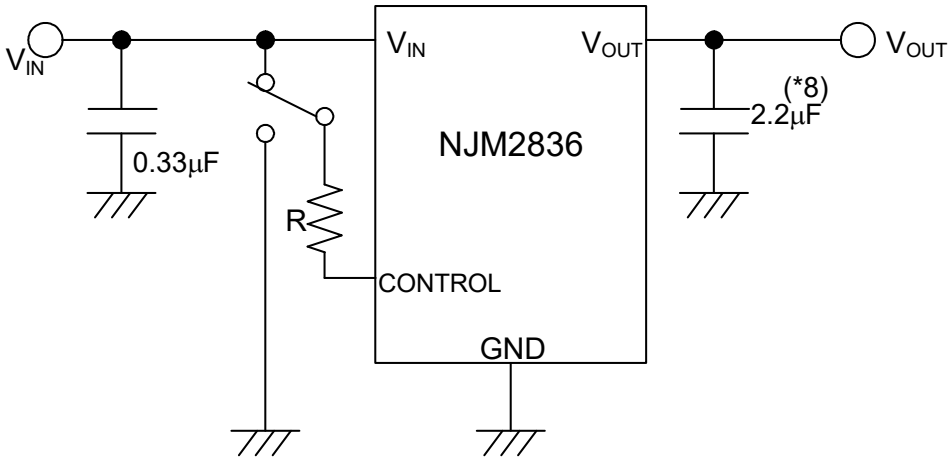

(*8) :2.9V<Vo≤5V version : Co=4.7μF
Vo≤2.9V version : Co=10μF

State of control pin:

- "H"→ output is enabled.
- "L" or "open" → output is disabled.

*In the case of using a resistor "R" between V_{IN} and control.

If this resistor is inserted, the control current could be reduced when the control voltage is high.

The applied voltage to control pin should set to consider voltage drop through the resistor “R” and the minimum control voltage for ON-state.

The $V_{CONT\ (ON)}$ and I_{CONT} have temperature dependence as shown in the "Control Current vs. Temperature" and " Control Voltage vs. Temperature" characteristics. Therefore, the resistor "R" should be selected to consider the temperature characteristics.

*Input Capacitor C_{IN}

Input Capacitor C_{IN} is required to prevent oscillation and reduce power supply ripple for applications when high power supply impedance or a long power supply line.

Therefore, use the recommended C_{IN} value (refer to conditions of ELECTRIC CHARACTERISTIC) or larger and should connect between GND and V_{IN} as shortest path as possible to avoid the problem.

*Output Capacitor C_O

Output capacitor (C_O) will be required for a phase compensation of the internal error amplifier.

The capacitance and the equivalent series resistance (ESR) influence to stable operation of the regulator.

Use of a smaller C_O may cause excess output noise or oscillation of the regulator due to lack of the phase compensation.

On the other hand, Use of a larger C_O reduces output noise and ripple output, and also improves output transient response when rapid load change.

Therefore, use the recommended C_O value (refer to conditions of ELECTRIC CHARACTERISTIC) or larger and should connect between GND and V_{OUT} as shortest path as possible for stable operation

The recommended capacitance depends on the output voltage rank. Especially, low voltage regulator requires larger C_O value.

In addition, you should consider varied characteristics of capacitor (a frequency characteristic, a temperature characteristic, a DC bias characteristic and so on) and unevenness peculiar to a capacitor supplier enough.

When selecting C_O, recommend that have withstand voltage margin against output voltage and superior temperature characteristic though this product is designed stability works with wide range ESR of capacitor including low ESR products.

■ TYPICAL CHARACTERISTICS

NJM2836_15V
Output Voltage vs Input Voltage

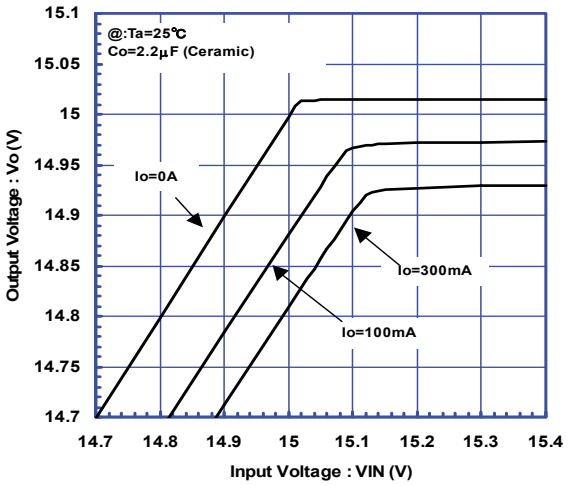

NJM2836_15V
Over Current Protection vs Output Current

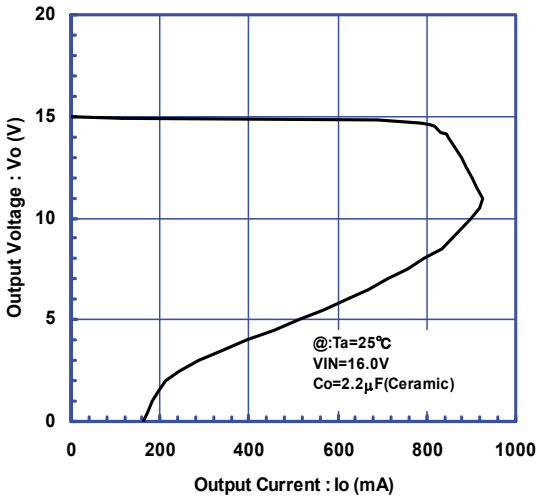

NJM2836_15V
Ground Current vs Output Current

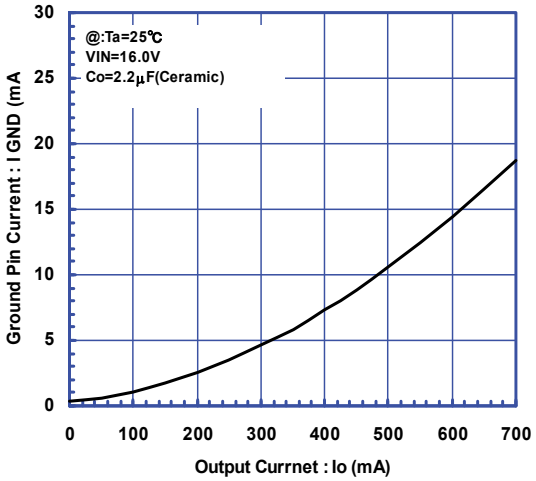

NJM2836_15V
Dropout Voltage VS Output Current

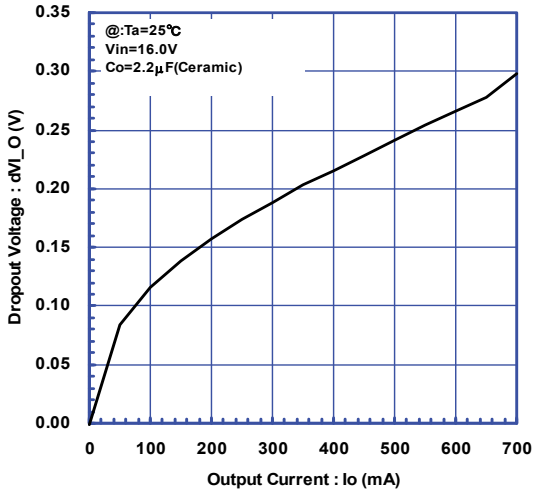

NJM2836_15V
Control Voltage vs Control Current

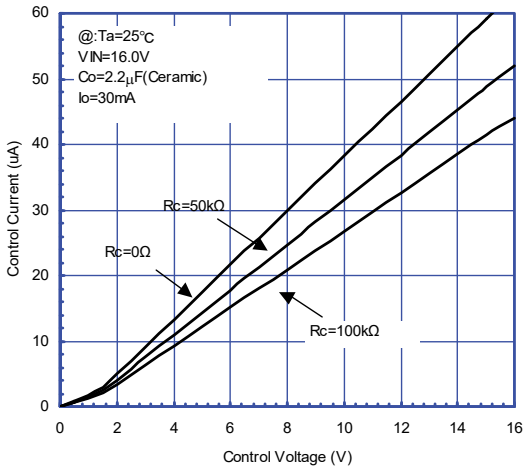

NJM2836_15V
Control Voltage vs Output Voltage

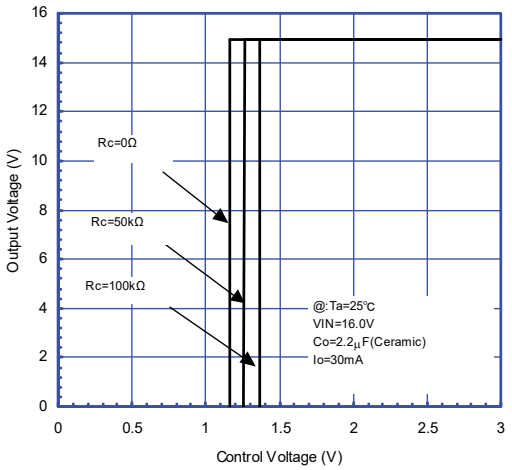

NJM2836_15V
Dropout Voltage VS Output Current

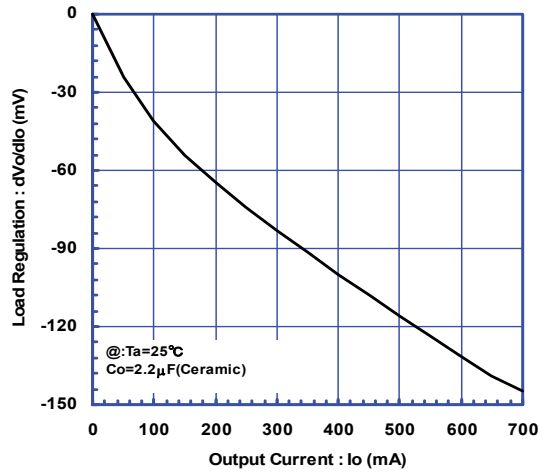

NJM2836_15V
Output Current vs Input Voltage

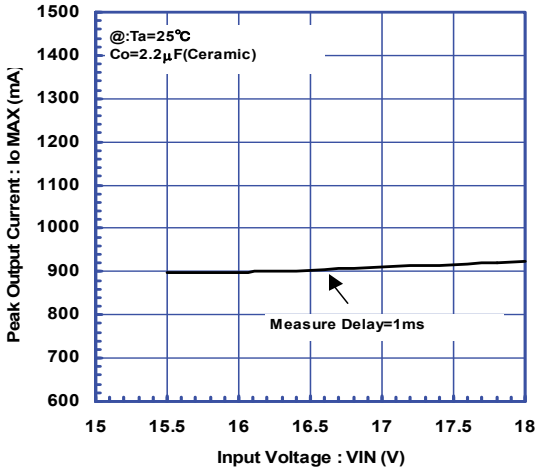

NJM2836_15V
Quiescent Current vs Input Voltage

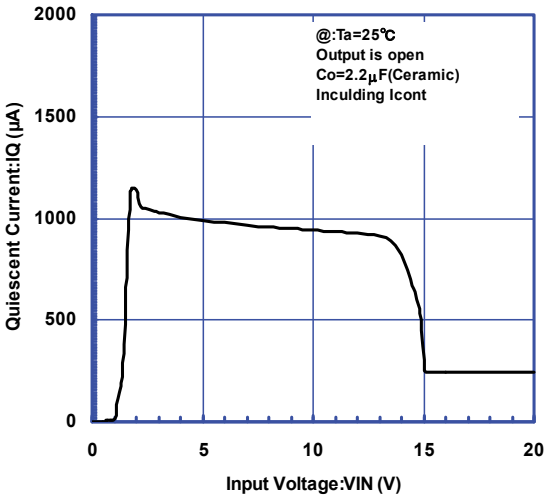

NJM2836_15V
Output Noise Voltage vs Output Current

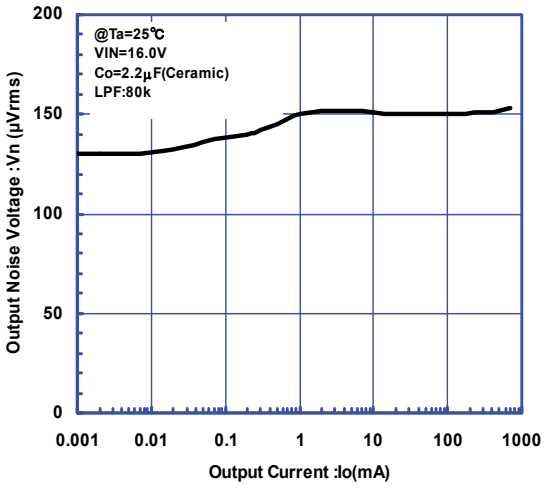

NJM2836_15V
Ripple Rejection

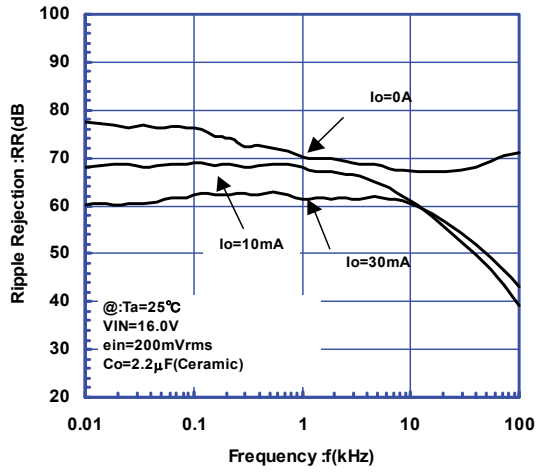

NJM2836_15V
Output Current vs Ripple Rejection

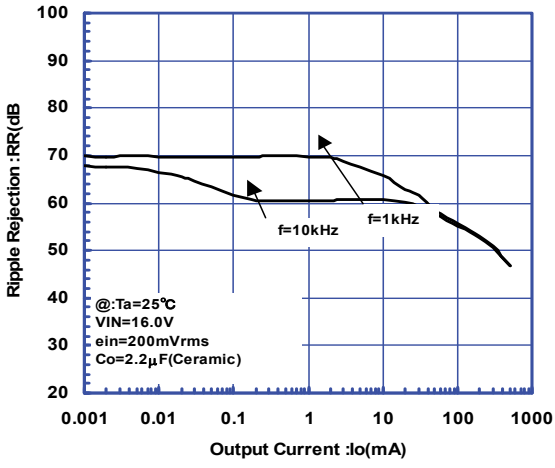

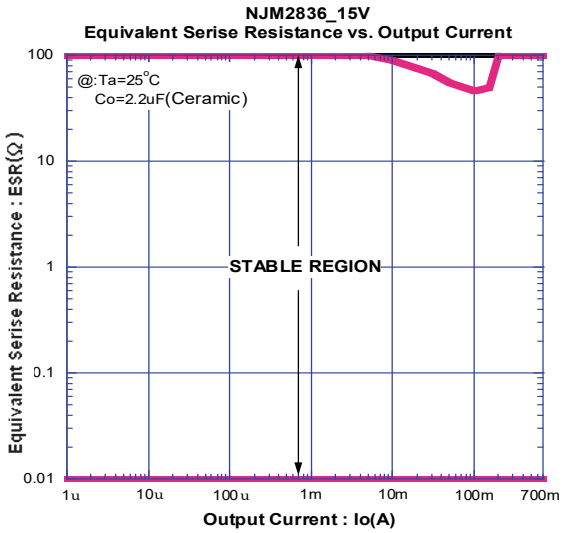
NJM2836_15V
Equivalent Serise Resistance vs. Output Current
@:Ta=25°C
Co=2.2uF(Ceramic)
STABLE REGION
Equivalent Serise Resistance : ESR(Ω)
100
10
1
0.1
0.01
1u
10u
100u
1m
10m
100m
700m
Output Current : Io(A)

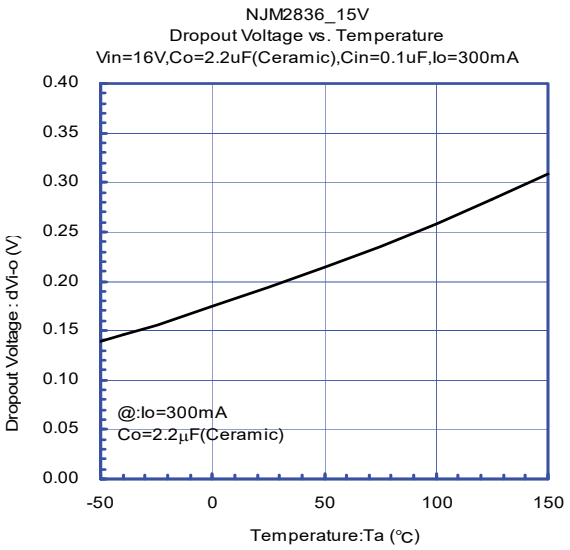
NJM2836_15V
Dropout Voltage vs. Temperature
Vin=16V,Co=2.2uF(Ceramic),Cin=0.1uF,Io=300mA
@:Io=300mA
Co=2.2μF(Ceramic)
Dropout Voltage : dVi-o (V)
0.40
0.35
0.30
0.25
0.20
0.15
0.10
0.05
0.00
-50
0
50
100
150
Temperature:Ta (°C)

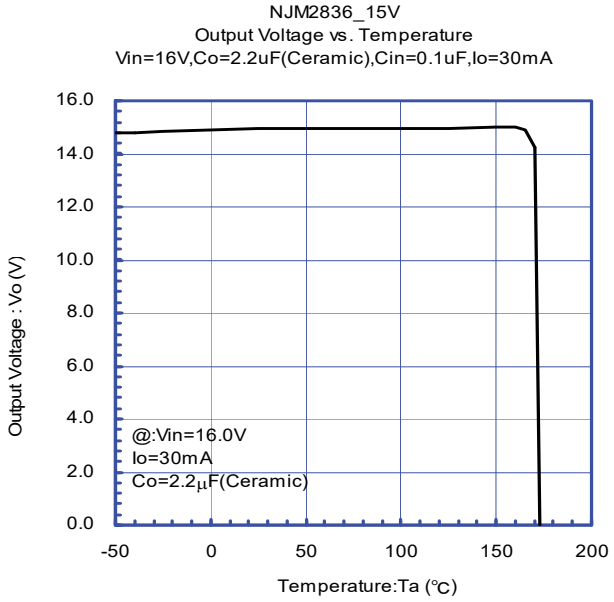
NJM2836_15V
Output Voltage vs. Temperature
Vin=16V,Co=2.2uF(Ceramic),Cin=0.1uF,Io=30mA
@:Vin=16.0V
Io=30mA
Co=2.2μF(Ceramic)
Output Voltage : Vo (V)
16.0
14.0
12.0
10.0
8.0
6.0
4.0
2.0
0.0
-50
0
50
100
150
200
Temperature:Ta (°C)

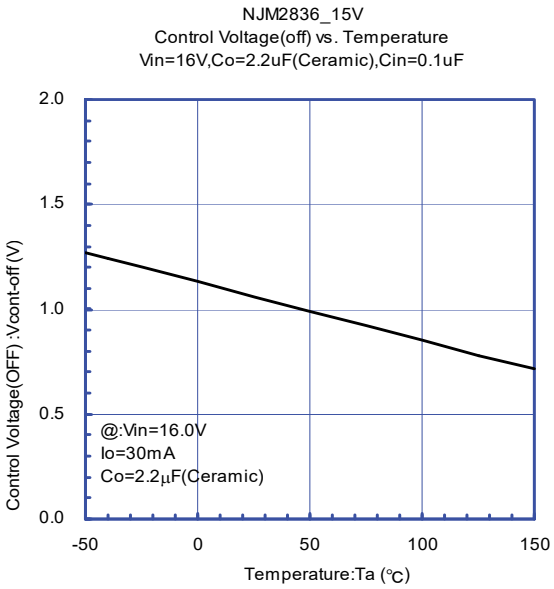
NJM2836_15V
Control Voltage(off) vs. Temperature
Vin=16V,Co=2.2uF(Ceramic),Cin=0.1uF
@:Vin=16.0V
Io=30mA
Co=2.2μF(Ceramic)
Control Voltage(OFF) :Vcont-off (V)
2.0
1.5
1.0
0.5
0.0
-50
0
50
100
150
Temperature:Ta (°C)

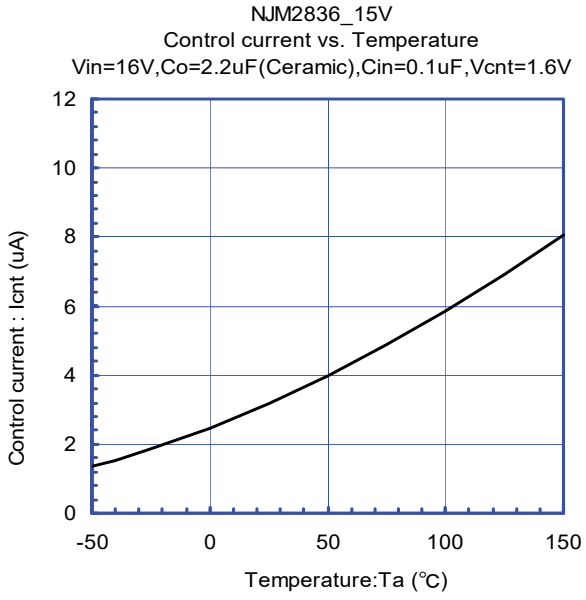
NJM2836_15V
Control current vs. Temperature
Vin=16V,Co=2.2uF(Ceramic),Cin=0.1uF,Vcnt=1.6V
Control current : Icnt (uA)
12
10
8
6
4
2
0
-50
0
50
100
150
Temperature:Ta (°C)

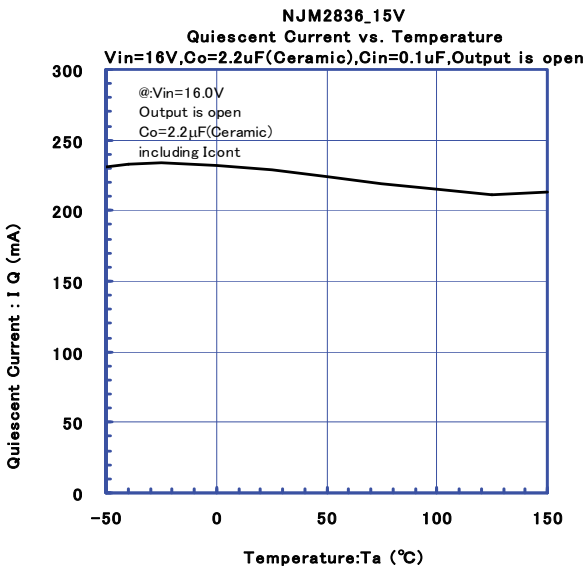
NJM2836_15V
Quiescent Current vs. Temperature
Vin=16V,Co=2.2uF(Ceramic),Cin=0.1uF,Output is open
@:Vin=16.0V
Output is open
Co=2.2μF(Ceramic)
including Icont
Quiescent Current : I Q (mA)
300
250
200
150
100
50
0
-50
0
50
100
150
Temperature:Ta (°C)

NJM2836_15V
Short Circuit Current vs. Temperature
Vin=16V,Co=2.2uF(Ceramic),Cin=0.1uF
Output is shorted to Ground

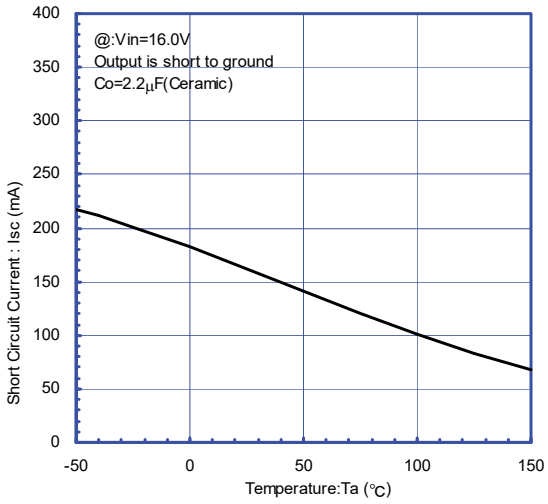

NJM2836_15V
Line Regulation vs. Temperature
Vin=16V,Co=2.2uF(Ceramic),Cin=0.1uF

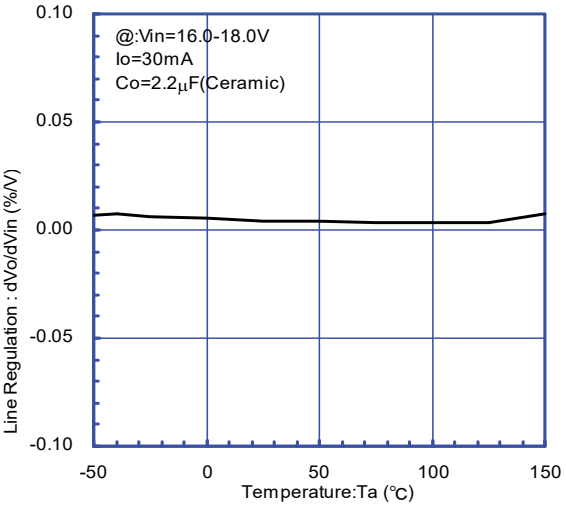

NJM2836_15V
Load Regulation vs. Temperature
Vin=16V,Co=2.2uF(Ceramic),Cin=0.1uF,Io=0-500mA

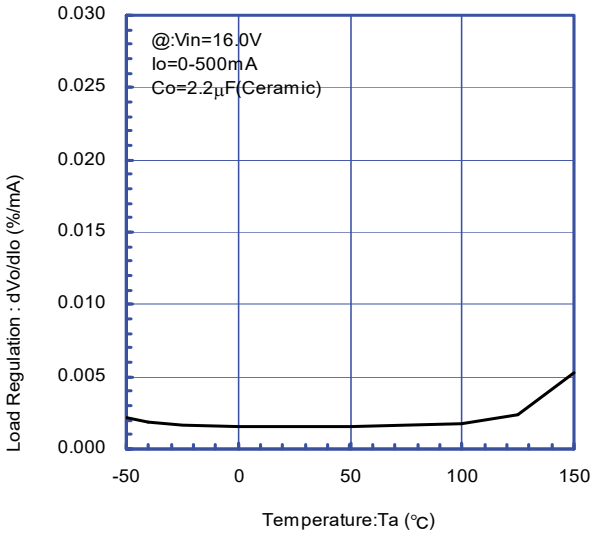

NJM2836_15V
Output Peak Current vs. Temperature
Vin=16V,Co=2.2uF(Ceramic),Cin=0.1uF,Vo=14.9V

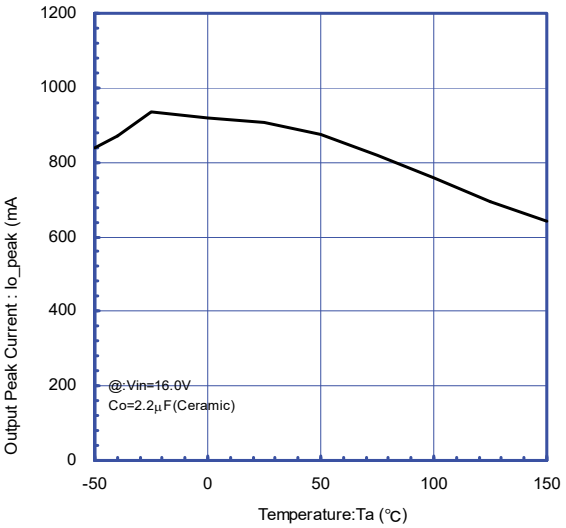

NJM2836_15V

Line Transient Respons

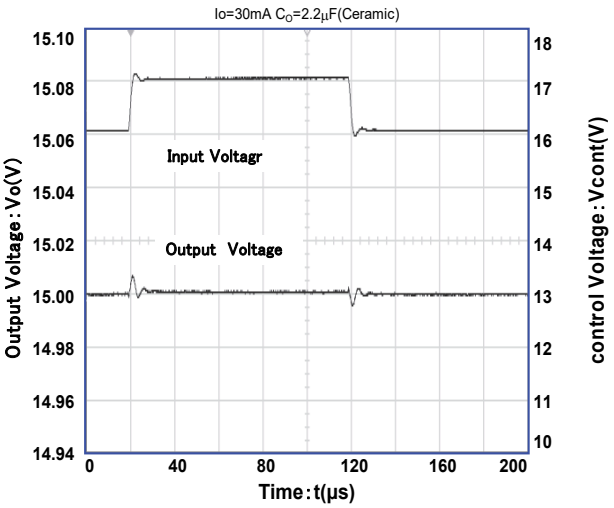

NJM2836_15V

Load Transient Respons

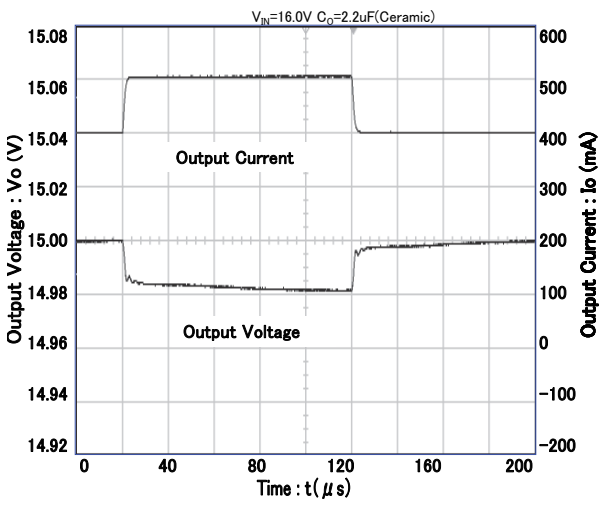

[CAUTION]
The specifications on this datasheet are only given for information , without any guarantee as regards either mistakes or omissions. The application circuits in this datasheet are described only to show representative usages of the product and not intended for the guarantee or permission of any right including the industrial rights.

ENTEGRECİ

Bu belge www.entegreci.com üzerinden sunulmaktadır.

Elektronik komponent tedarikinde Entegreci

Entegreci, Eskişehir merkezli, Türkiye geneline satış yapan bir elektronik komponent mağazasıdır. Entegreler (IC), mikrodenetleyiciler, transistörler, diyotlar, pasif elemanlar, konnektörler, modüller ve geliştirme kartları tek adetten seri üretim adetlerine kadar satılır. Ürün sayfalarında güncel stok durumunu, fiyatı ve datasheet bağlantısını bulabilirsiniz.

Parça koduyla arama

Üretici parça numarasını yazın; stok ve fiyatı hemen görün.

www.entegreci.com

Ürün kategorileri

Entegreden kapasitöre tüm elektronik komponent kategorileri.

Kategorilere göz atın

Üreticiler

Aradığınız üreticinin ürünlerini tek sayfada inceleyin.

Üreticileri görün

Toplu alım ve teklif

Listede olmayan ya da yüksek adetli parçalar için teklif isteyin.

Teklif isteyin

www.entegreci.com | **destek@entegreci.com** | **0850 305 90 34**

Entegreci is an online electronic components store based in Türkiye. Search by manufacturer part number to see stock, prices and datasheets for integrated circuits, microcontrollers, transistors, passive components and connectors, or request a quote for parts that are not listed.

Bu sayfa Entegreci tarafından eklenmiştir. Belgenin önceki sayfaları asıl yayıncısına aittir ve içeriği değiştirilmemiştir; en güncel sürüm için belgenin yayıncısına başvurun.