LOW DROPOUT VOLTAGE REGULATOR

■ GENERAL DESCRIPTION

The NJM2888 is a low dropout voltage regulator with ON/OFF control.

Advanced Bipolar technology achieves low noise, high ripple rejection and low quiescent current.

Small packaging, 1.0μF small decoupling capacitor and built-in noise bypass capacitor less make the NJM2888 suitable for space conscious applications.

■ PACKAGE OUTLINE

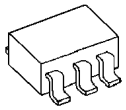

NJM2888F

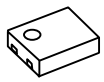

NJM2888KF1

■ FEATURES

- High Ripple Rejection 75dB typ. (f=1kHz, Vo=3V Version)
- Low Output Noise Voltage Vno=45μVrms typ.
- Output capacitor with 1.0μF ceramic capacitor (Vo≥2.7V)
- Output Current Io(max.)=300mA
- High Precision Output Vo±1.0%
- Low Dropout Voltage 0.10V typ. (Io=100mA)
- ON/OFF Control
- Internal Thermal Overload Protection
- Internal Short Circuit Current Limit
- Bipolar Technology
- Package Outline SOT-23-5(NJM2888F) / ESON4(NJM2888KF1)

■ PIN CONFIGURATION

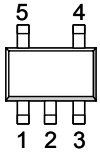

1. CONTROL (Active High)
2. GND
3. N.C.
4. V_{OUT}
5. V_{IN}

NJM2888F

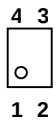

1. V_{OUT}
2. GND
3. CONTROL
4. V_{IN}

NJM2888KF1

■ EQUIVALENT CIRCUIT

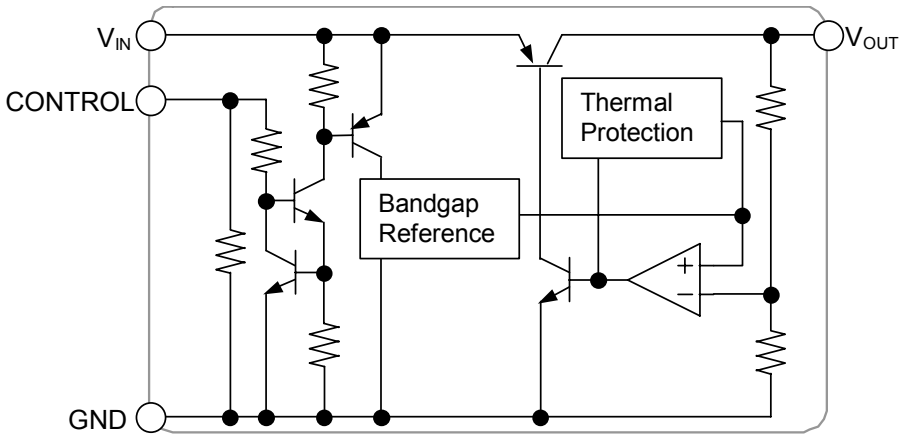

■ OUTPUT VOLTAGE RANK LIST

The WHITE column shows applicable Voltage Rank(s)

Device Name	V_{out}	Device Name	V_{out}
NJM2888F15	1.5V	NJM2888F35	3.5V
NJM2888F16	1.6V	NJM2888F36	3.6V
NJM2888F17	1.7V	NJM2888F37	3.7V
NJM2888F18	1.8V	NJM2888F38	3.8V
NJM2888F19	1.9V	NJM2888F39	3.9V
NJM2888F02	2.0V	NJM2888F04	4.0V
NJM2888F21	2.1V	NJM2888F41	4.1V
NJM2888F22	2.2V	NJM2888F42	4.2V
NJM2888F23	2.3V	NJM2888F43	4.3V
NJM2888F24	2.4V	NJM2888F44	4.4V
NJM2888F25	2.5V	NJM2888F45	4.5V
NJM2888F26	2.6V	NJM2888F46	4.6V
NJM2888F27	2.7V	NJM2888F47	4.7V
NJM2888F28	2.8V	NJM2888F48	4.8V
NJM2888F29	2.9V	NJM2888F49	4.9V
NJM2888F03	3.0V	NJM2888F05	5.0V
NJM2888F31	3.1V		
NJM2888F32	3.2V		
NJM2888F33	3.3V		
NJM2888F34	3.4V		

The WHITE column shows applicable Voltage Rank(s)

Device Name	V_{out}	Device Name	V_{out}
NJM2888KF1-15	1.5V	NJM2888KF1-35	3.5V
NJM2888KF1-16	1.6V	NJM2888KF1-36	3.6V
NJM2888KF1-17	1.7V	NJM2888KF1-37	3.7V
NJM2888KF1-18	1.8V	NJM2888KF1-38	3.8V
NJM2888KF1-19	1.9V	NJM2888KF1-39	3.9V
NJM2888KF1-02	2.0V	NJM2888KF1-04	4.0V
NJM2888KF1-21	2.1V	NJM2888KF1-41	4.1V
NJM2888KF1-22	2.2V	NJM2888KF1-42	4.2V
NJM2888KF1-23	2.3V	NJM2888KF1-43	4.3V
NJM2888KF1-24	2.4V	NJM2888KF1-44	4.4V
NJM2888KF1-25	2.5V	NJM2888KF1-45	4.5V
NJM2888KF1-26	2.6V	NJM2888KF1-46	4.6V
NJM2888KF1-27	2.7V	NJM2888KF1-47	4.7V
NJM2888KF1-28	2.8V	NJM2888KF1-48	4.8V
NJM2888KF1-29	2.9V	NJM2888KF1-49	4.9V
NJM2888KF1-03	3.0V	NJM2888KF1-05	5.0V
NJM2888KF1-31	3.1V		
NJM2888KF1-32	3.2V		
NJM2888KF1-33	3.3V		
NJM2888KF1-34	3.4V		

■ ABSOLUTE MAXIMUM RATINGS (Ta=25°C)

PARAMETER	SYMBOL	RATINGS		UNIT
Input Voltage	V_{IN}	+10		V
Control Voltage	V_{CONT}	+10		V
Power Dissipation	P_D	SOT-23-5	350(*1)	mW
			200(*2)	
		ESON4	150(*3)	
			800(*4)	
Operating Temperature	Topr	-40 ~ +85		°C
Storage Temperature	Tstg	-40 ~ +125		°C

(*1): Mounted on glass epoxy board based on EIA/JEDEC. (114.3×76.2×1.6mm: 2Layers FR-4)

(*2): Device itself.

(*2): Mounted on glass epoxy board based on EIA/JEDEC STANDARD. (101.5×114.5×1.6mm: 2Layers FR-4)

(*3): Mounted on glass epoxy board based on EIA/JEDEC STANDARD. (101.5 × 114.5 × 1.6mm: 4Layers FR-4, Internal foil area size: 99.5 × 99.5mm, Applying a thermal via hole to a board based on JEDEC standard JESD51-5)

■ Operating voltage

V_{IN}=+2.3 ~ +9V (In case of Vo<2.1V version)

■ ELECTRICAL CHARACTERISTICS

(V_{IN}=Vo+1V, C_{IN}=0.1μF, Co=1.0μF: Vo≥2.7V (Co=2.2μF : 1.8V<Vo≤2.6V, Co=4.7μF : Vo≤1.8V), Ta=25°C)

PARAMETER	SYMBOL	TEST CONDITION	MIN.	TYP.	MAX.	UNIT
Output Voltage	Vo	Io=30mA	-1.0%	–	+1.0%	V
Quiescent Current	I_Q	Io=0mA, Except I_{CONT}	–	130	195	μA
Quiescent Current at Control OFF	$I_{Q(OFF)}$	V_{CONT}=0V	–	–	100	nA
Output Current	Io	Vo - 0.3V	300	400	–	mA
Line Regulation	$\Delta Vo/\Delta V_{IN}$	V_{IN}=Vo+1V ~ Vo+6V (Vo≤3V Version), V_{IN}=Vo+1V ~ 9V (Vo>3V Version), Io=30mA	–	–	0.10	%/V
Load Regulation	$\Delta Vo/\Delta Io$	Io=0 ~ 300mA	–	–	0.009	%/mA
Dropout Voltage (*5)	ΔV_{I-O}	Io=100mA	–	0.10	0.18	V
Ripple Rejection	RR	ein=200mVrms, f=1kHz, Io=10mA, Vo=3V Version	–	75	–	dB
Average Temperature Coefficient of Output Voltage	$\Delta Vo/\Delta Ta$	Ta=0 ~ 85°C, Io=10mA	–	± 50	–	ppm/°C
Output Noise Voltage	V_{NO}	f=10Hz ~ 80kHz, Io=10mA, Vo=3V Version	–	45	–	μVrms
Control Current	I_{CONT}	V_{CONT}=1.6V	–	3	12	μA
Control Voltage for ON-state	$V_{CONT(ON)}$		1.6	–	–	V
Control Voltage for OFF-state	$V_{CONT(OFF)}$		–	–	0.6	V
Input Voltage	V_{IN}		–	–	9	V

(*5): The output voltage excludes under 2.1V.

The above specification is a common specification for all output voltages.

Therefore, it may be different from the individual specification for a specific output voltage.

■ TEST CIRCUIT

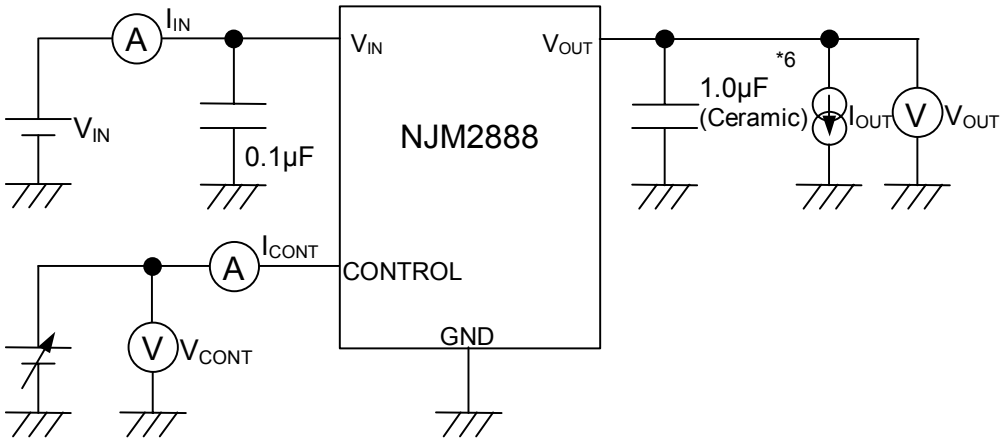

*6: 1.8<Vo≤ 2.6V version : Co=2.2μF (Ceramic)
Vo ≤ 1.8V version : Co=4.7μF (Ceramic)

■ TYPICAL APPLICATION

① In the case where ON/OFF Control is not required:

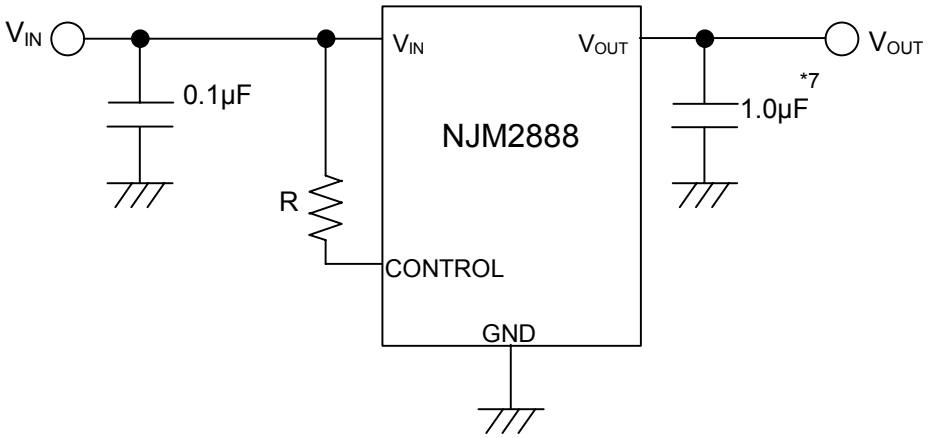

*7: 1.8<Vo≤ 2.6V version : Co=2.2μF
Vo ≤ 1.8V version : Co=4.7μF

Connect control terminal to V_{IN} terminal

② In use of ON/OFF CONTROL:

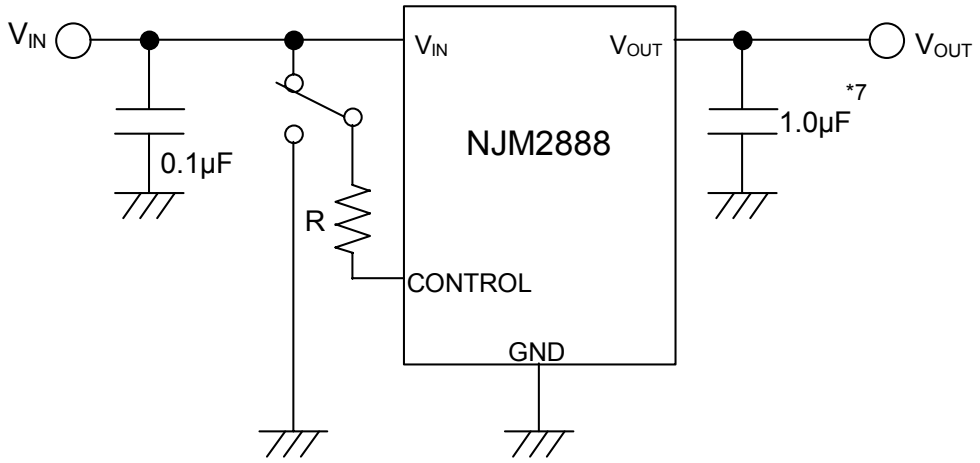

*7: 1.8<Vo≤ 2.6V version : Co=2.2μF
Vo ≤ 1.8V version : Co=4.7μF

State of control terminal:
- "H"→ output is enabled.
- "L" or "open" → output is disabled.

∗Input Capacitance C_{IN}

Input Capacitance C_{IN} is required to prevent oscillation and reduce power supply ripple for applications with high power supply impedance or a long power supply line.
Use the C_{IN} value of 0.1μF greater to avoid the problem.
C_{IN} should connect between GND and V_{IN} as short as possible.

∗In the case of using a resistance "R" between V_{IN} and control.

The current flow into the control terminal while the IC is ON state (I_{CONT}) can be reduced when a pull up resistance "R" is inserted between V_{IN} and the control terminal.
The minimum control voltage for ON state ($V_{CONT\,(ON)}$) is increased due to the voltage drop caused by I_{CONT} and the resistance "R". The I_{CONT} is temperature dependence as shown in the "Control Current vs. Temperature" characteristics. Therefore, the resistance "R" should be carefully selected to ensure the control voltage exceeds the $V_{CONT\,(ON)}$ over the required temperature range.

■ POWER DISSIPATION vs. AMBIENT TEMPERATURE

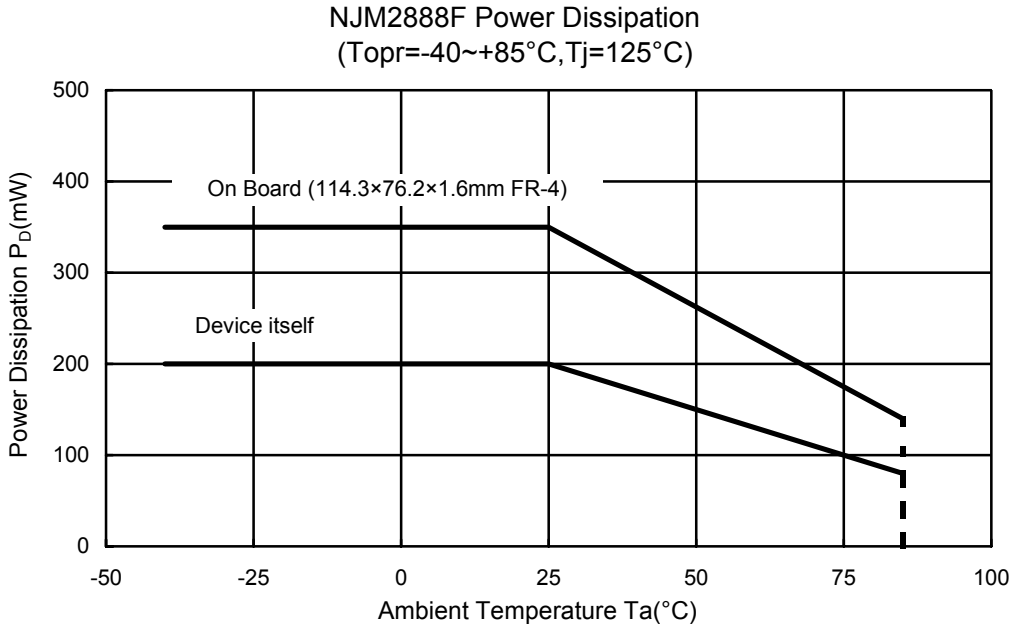

■ TYPICAL CHARACTERISTICS

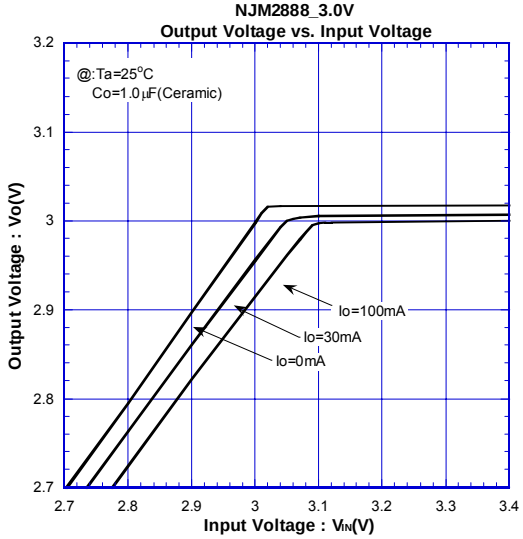

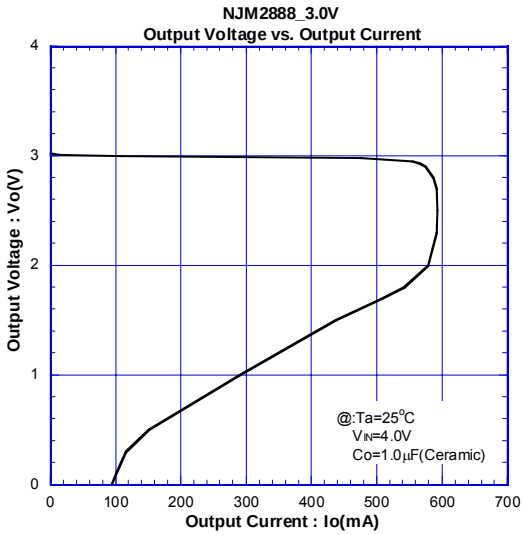

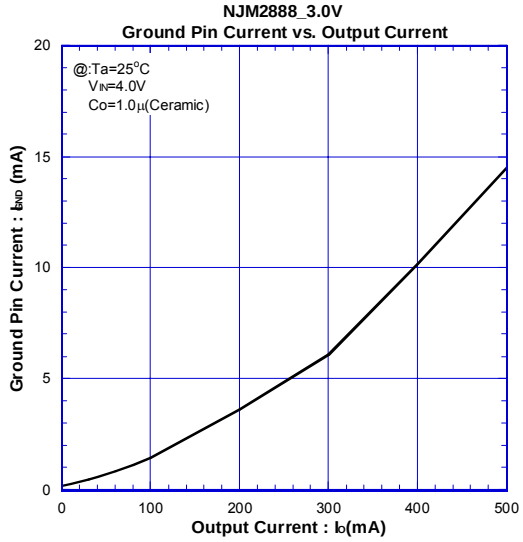

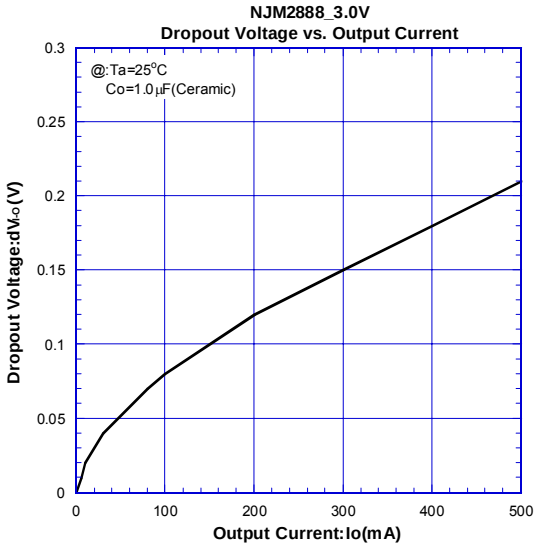

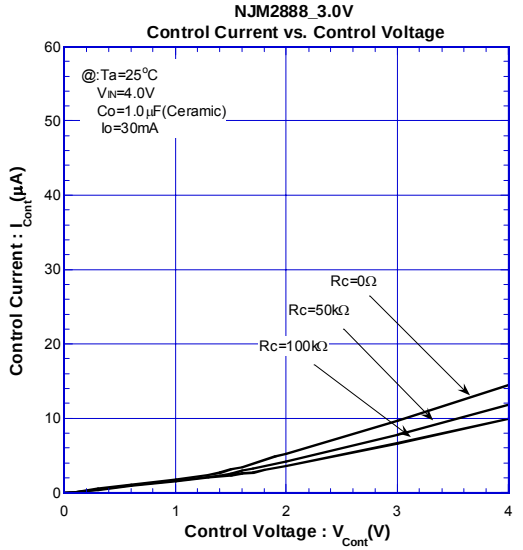

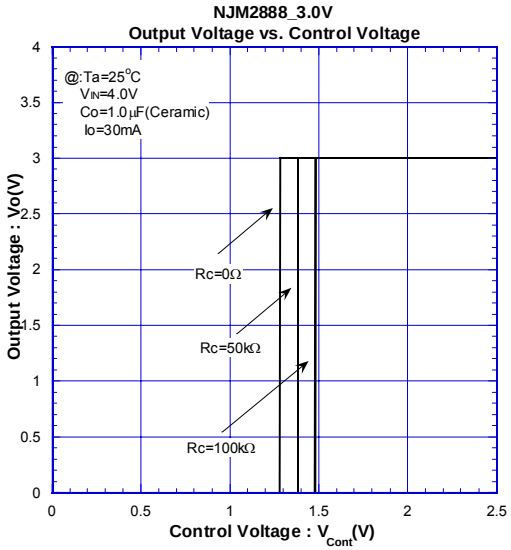

■ TYPICAL CHARACTERISTICS

NJM2888_3.0V
Load Regulation vs. Output Current

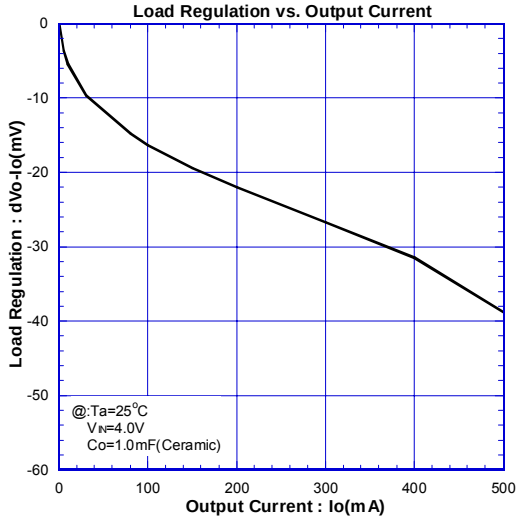

NJM2888_3.0V
Peak Output Current vs. Input Voltage

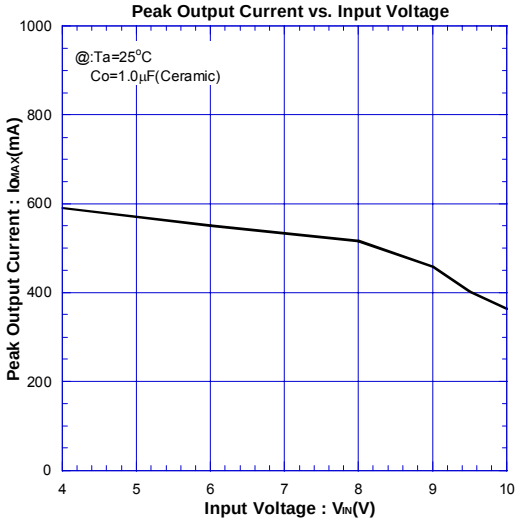

NJM2888_3.0V
Quiescent Current vs. Input Voltage

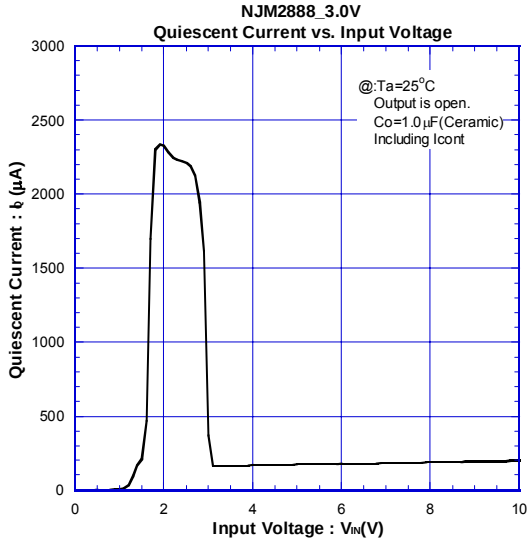

NJM2888_3.0V
Output Noise Voltage vs. Output Current

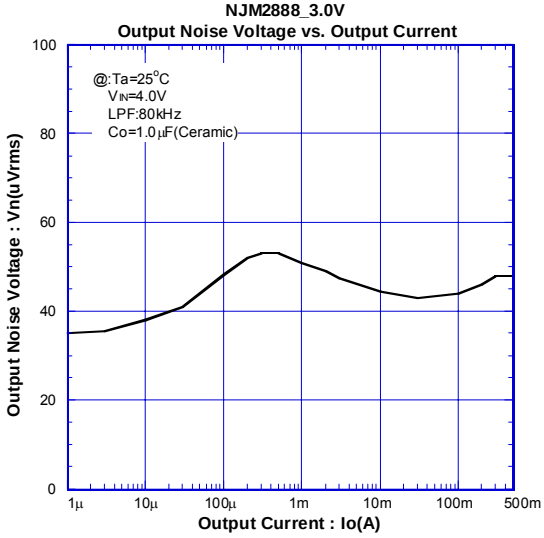

NJM2888_3.0V
Ripple Rejection Ratio vs. Frequency

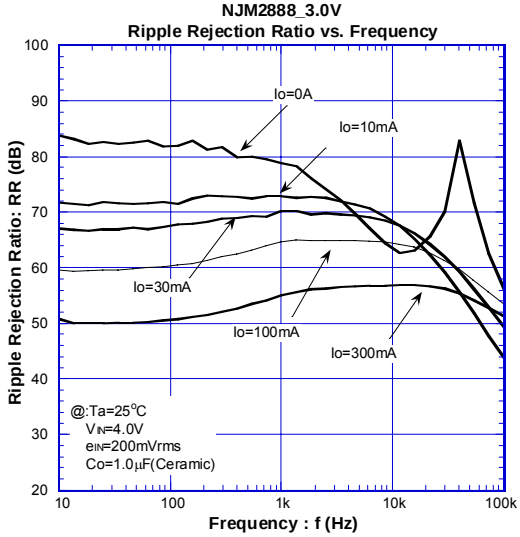

NJM2888_3.0V
Ripple Rejection Ratio vs. Output Current

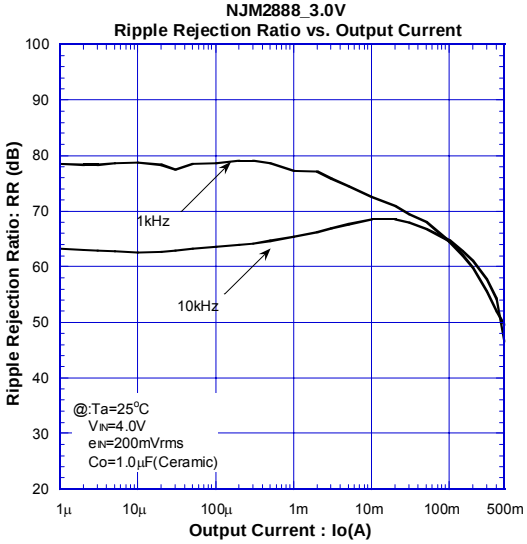

■ TYPICAL CHARACTERISTICS

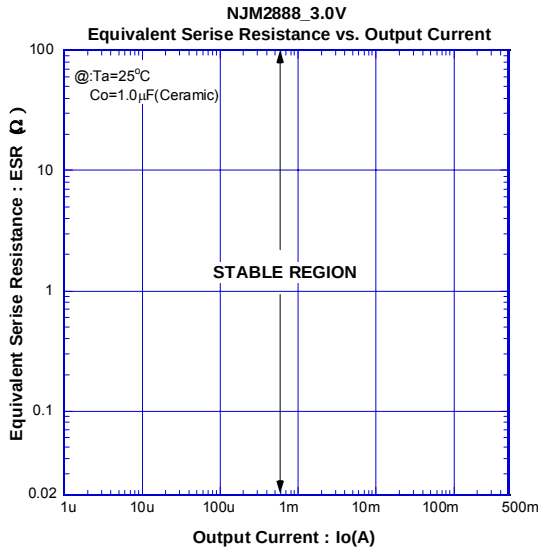

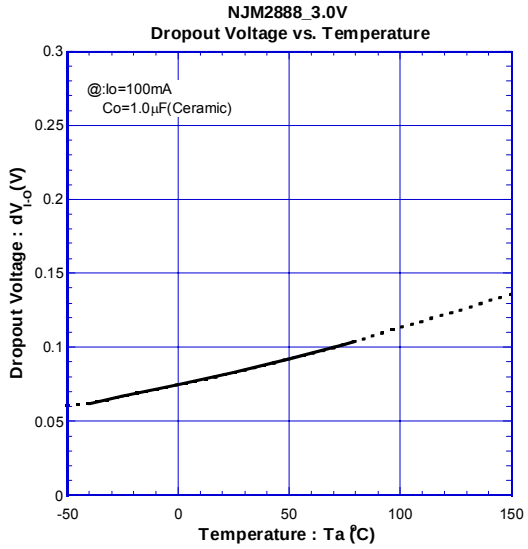

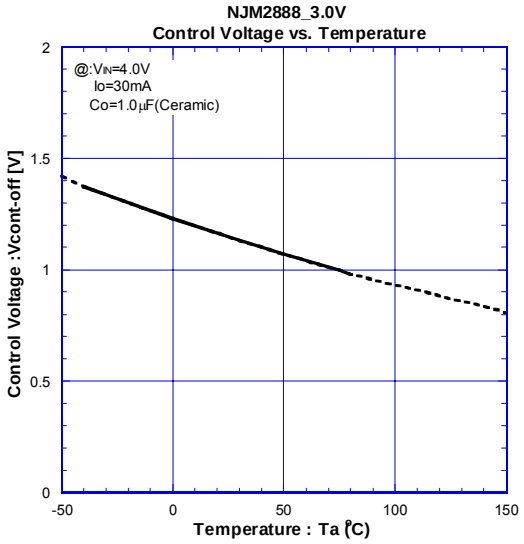

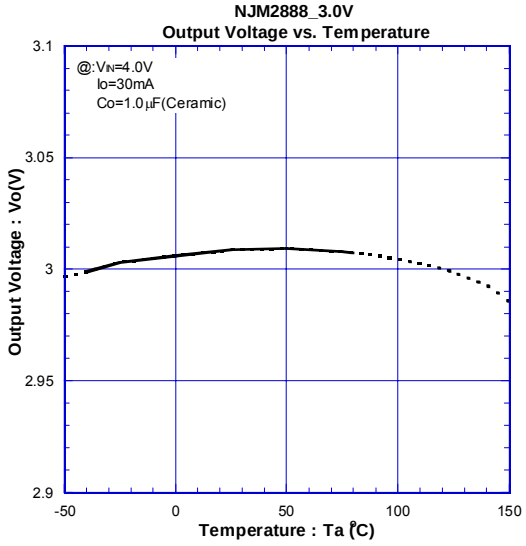

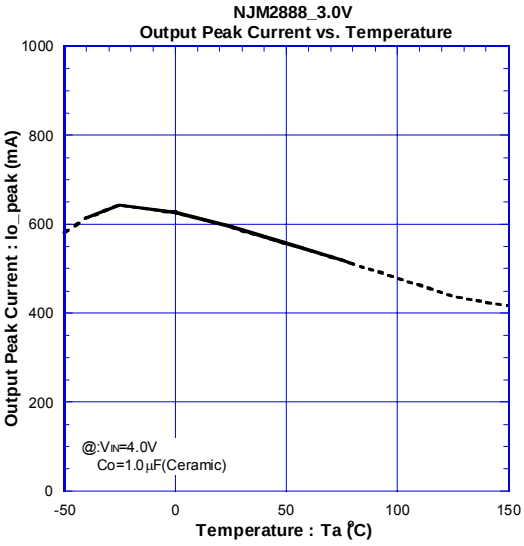

■ TYPICAL CHARACTERISTICS

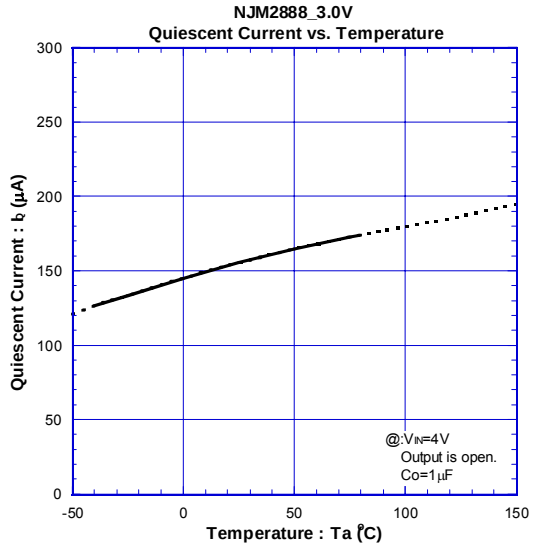

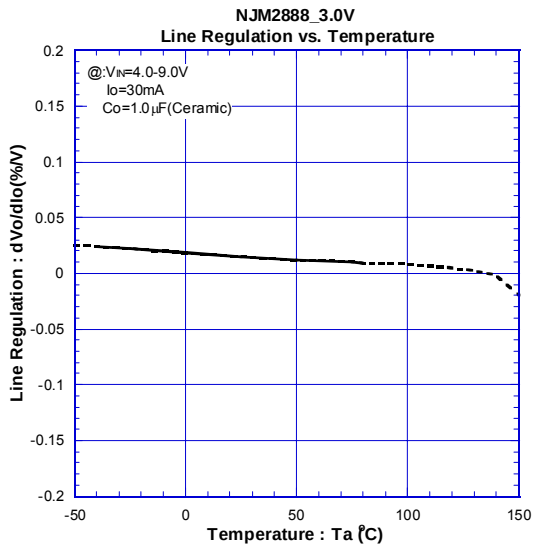

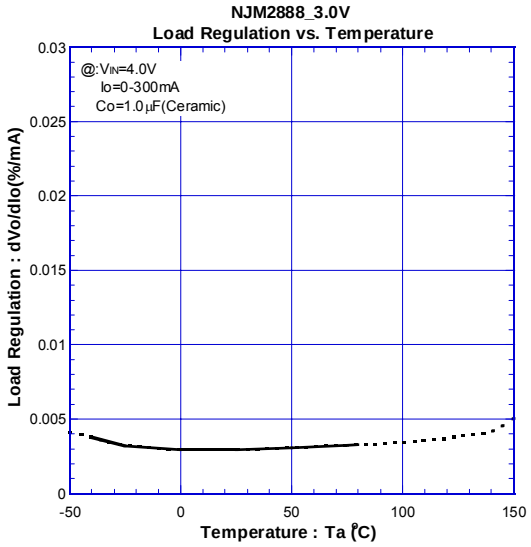

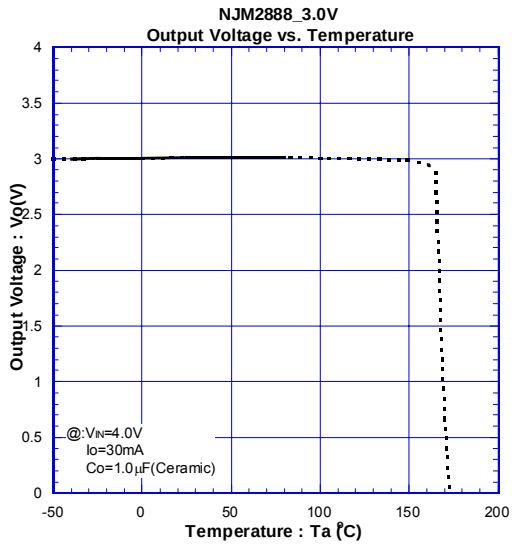

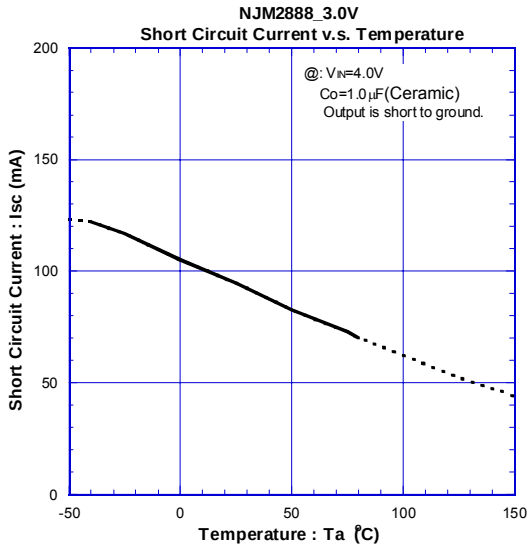

■ TYPICAL CHARACTERISTICS

NJM2888_3.0V
ON/OFF Transient Response Without Load

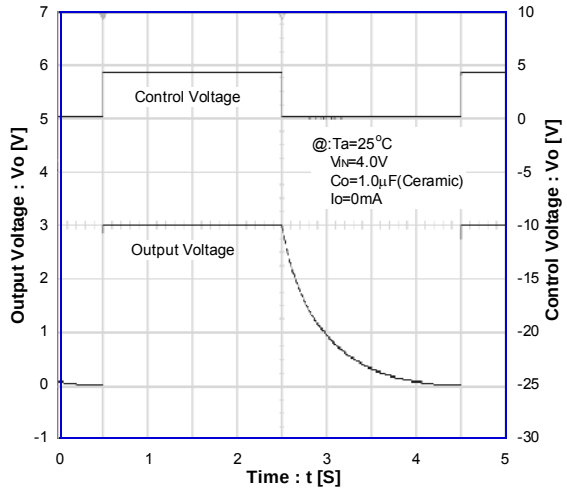

NJM2888_3.0V
ON/OFF Transient Response

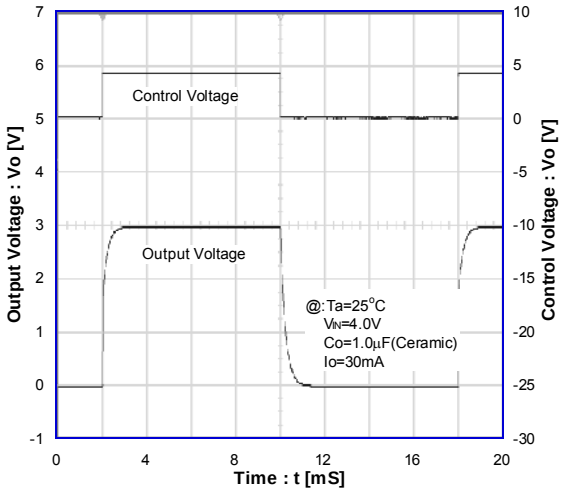

NJM2888_3.0V
Load Transient Response

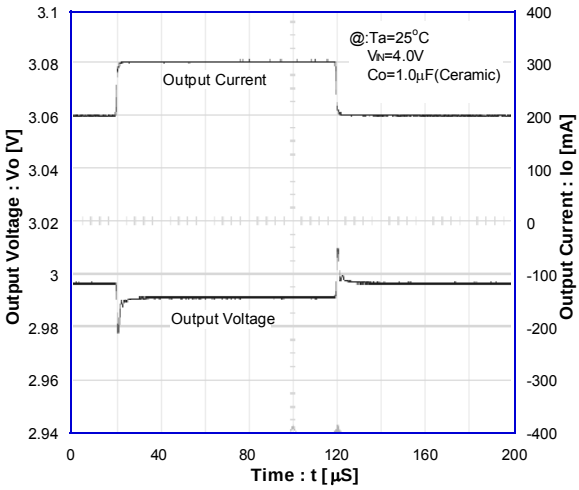

NJM2888_3.0V
Line Transient Response

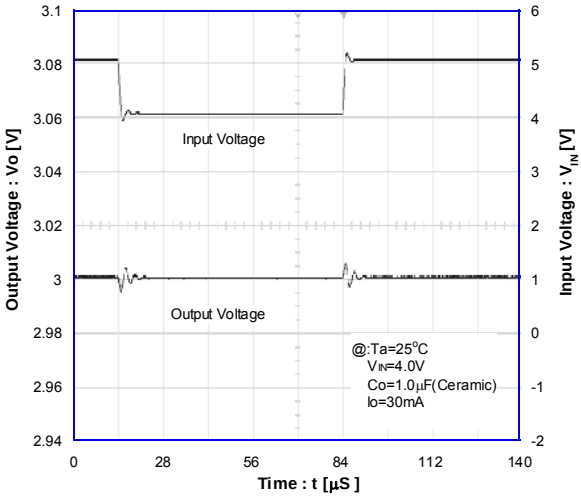

[CAUTION]
The specifications on this databook are only given for information , without any guarantee as regards either mistakes or omissions. The application circuits in this databook are described only to show representative usages of the product and not intended for the guarantee or permission of any right including the industrial rights.

ENTEGRECİ

Bu belge www.entegreci.com üzerinden sunulmaktadır.

Elektronik komponent tedarikinde Entegreci

Entegreci, Eskişehir merkezli, Türkiye geneline satış yapan bir elektronik komponent mağazasıdır. Entegreler (IC), mikrodenetleyiciler, transistörler, diyotlar, pasif elemanlar, konnektörler, modüller ve geliştirme kartları tek adetten seri üretim adetlerine kadar satılır. Ürün sayfalarında güncel stok durumunu, fiyatı ve datasheet bağlantısını bulabilirsiniz.

Parça koduyla arama

Üretici parça numarasını yazın; stok ve fiyatı hemen görün.

www.entegreci.com

Ürün kategorileri

Entegreden kapasitöre tüm elektronik komponent kategorileri.

Kategorilere göz atın

Üreticiler

Aradığınız üreticinin ürünlerini tek sayfada inceleyin.

Üreticileri görün

Toplu alım ve teklif

Listede olmayan ya da yüksek adetli parçalar için teklif isteyin.

Teklif isteyin

www.entegreci.com | **destek@entegreci.com** | **0850 305 90 34**

Entegreci is an online electronic components store based in Türkiye. Search by manufacturer part number to see stock, prices and datasheets for integrated circuits, microcontrollers, transistors, passive components and connectors, or request a quote for parts that are not listed.

Bu sayfa Entegreci tarafından eklenmiştir. Belgenin önceki sayfaları asıl yayıncısına aittir ve içeriği değiştirilmemiştir; en güncel sürüm için belgenin yayıncısına başvurun.