3-TERMINAL POSITIVE VOLTAGE REGULATOR

■ GENERAL DESCRIPTION

The NJM7800S is a 1.5A output 3-Terminal Positive Voltage Regulator.

It has improvements in contrast with a conventional NJM7800:

An output voltage accuracy, an operating temperature range and MLCC correspondence.

■ PACKAGE OUTLINE

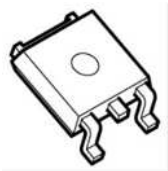

NJM7800SDL1
(TO-252-3)

■ FEATURES

- Output Current 1.5A max.
- Output Voltage Accuracy V_O±3.0%
- High Ripple Rejection
- Correspond to Low ESR Capacitor (MLCC)
- Over Current Protection Circuit
- Thermal Shutdown Circuit
- Output Voltage Lineup 5V, 8V, 12V, 15V, 24V
- Package TO-252-3

■ PIN CONFIGURATION

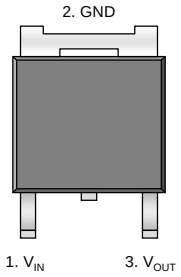

■ EQUIVALENT CIRCUIT

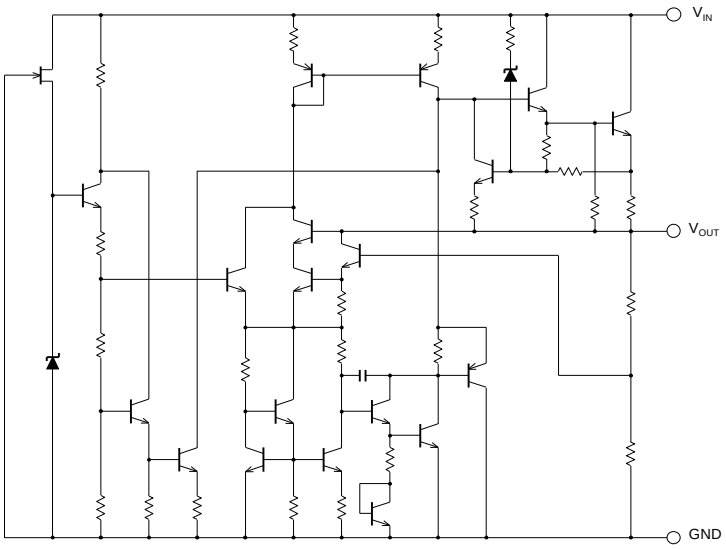

■ ABSOLUTE MAXIMUM RATINGS

(Unless otherwise noted, T_a = 25ºC)

PARAMETER	SYMBOL	MAXIMUM RATINGS	UNIT
Input Voltage	V_{IN}	7805S to 7815S : 35 7824S : 40	V
Power Dissipation	P_D	1190(*1) 3125(*2)	mW
Junction Temperature Range	T_j	-40 to +150	°C
Operating Temperature Range	T_{opr}	-40 to +125	°C
Storage Temperature Range	T_{stg}	-50 to +150	°C

(*1) Mounted on glass epoxy board. (76.2×114.3×1.6mm:EIA/JDEC standard size, 2Layers, copper area 100mm^2)

(*2) Mounted on glass epoxy board. (76.2×114.3×1.6mm:EIA/JDEC standard size, 4Layers)
(4Layers inner foil: 74.2×74.2mm applying a thermal via hole to a board based on JEDEC standard JESD51-5)

■ ELECTRICAL CHARACTERISTICS

(C_{IN}=0.33µF, C_O=0.1µF, T_j=25℃) Measurement is to conducted in pulse testing

PARAMETER	SYMBOL	TEST CONDITIONS	MIN.	TYP.	MAX.	UNIT
NJM7805SDL1						
Output Voltage	V_O	V_{IN}=10V, I_O=0.5A	4.85	5.0	5.15	V
Line Regulation	ΔV_O-V_{IN}	V_{IN}=7V to 25V, I_O=0.5A	-	3	100	mV
Load Regulation	ΔV_O-I_O	V_{IN}=10V, I_O=0.005A to 1.5A	-	15	100	mV
Quiescent Current	I_Q	V_{IN}=10V, I_O=0 mA	-	4.2	6.0	mA
Average Temperature Coefficient of Output Voltage	$\Delta V_O/\Delta T$	V_{IN}=10V, I_O=5 mA	-	-0.5	-	mV/ºC
Ripple Rejection	RR	V_{IN}=10V, I_O=0.5A, e_{in}=2V_{P-P}, f=120Hz	68	78	-	dB
Output Noise Voltage	V_{NO}	V_{IN}=10V, BW=10Hz to 100kHz, I_O=0.5A	-	45	-	µVrms
Dropout Voltage	ΔV_{IO}	I_O=1.5A	-	2.2	-	V
NJM7808SDL1						
Output Voltage	V_O	V_{IN}=14V, I_O=0.5A	7.76	8.0	8.24	V
Line Regulation	ΔV_O-V_{IN}	V_{IN}=10.5V to 25V, I_O=0.5A	-	6	160	mV
Load Regulation	ΔV_O-I_O	V_{IN}=14V, I_O=0.005A to 1.5A	-	15	160	mV
Quiescent Current	I_Q	V_{IN}=14V, I_O=0 mA	-	4.3	6.0	mV
Average Temperature Coefficient of Output Voltage	$\Delta V_O/\Delta T$	V_{IN}=14V, I_O=5 mA	-	-0.8	-	mV/ºC
Ripple Rejection	RR	V_{IN}=14V, I_O=0.5A, e_{in}=2V_{P-P}, f=120Hz	62	72	-	dB
Output Noise Voltage	V_{NO}	V_{IN}=14V, BW=10Hz to 100kHz, I_O=0.5A	-	55	-	µVrms
Dropout Voltage	ΔV_{IO}	I_O=1.5A	-	2.2	-	V
NJM7812SDL1						
Output Voltage	V_O	V_{IN}=19V, I_O=0.5A	11.64	12.0	12.36	V
Line Regulation	ΔV_O-V_{IN}	V_{IN}=14.5V to 30V, I_O=0.5A	-	10	240	mV
Load Regulation	ΔV_O-I_O	V_{IN}=19V, I_O=0.005A to 1.5A	-	25	240	mV
Quiescent Current	I_Q	V_{IN}=19V, I_O=0 mA	-	4.3	6.0	mA
Average Temperature Coefficient of Output Voltage	$\Delta V_O/\Delta T$	V_{IN}=19V, I_O=5 mA	-	-1.2	-	mV/ºC
Ripple Rejection	RR	V_{IN}=19V, I_O=0.5A, e_{in}=2V_{P-P}, f=120Hz	61	71	-	dB
Output Noise Voltage	V_{NO}	V_{IN}=19V, BW=10Hz to 100kHz, I_O=0.5A	-	75	-	µVrms
Dropout Voltage	ΔV_{IO}	I_O=1.5A	-	2.2	-	V

■ ELECTRICAL CHARACTERISTICS

(C_{IN}=0.33µF, C_O=0.1µF, T_j=25°C) Measurement is to conducted in pulse testing

PARAMETER	SYMBOL	TEST CONDITIONS	MIN.	TYP.	MAX.	UNIT
NJM7815SDL1						
Output Voltage	V_O	V_{IN}=23V, I_O=0.5A	14.55	15.0	15.45	V
Line Regulation	ΔV_O-V_{IN}	V_{IN}=17.5V to 30V, I_O=0.5A	-	11	300	mV
Load Regulation	ΔV_O-I_O	V_{IN}=23V, I_O=0.005A to 1.5A	-	35	300	mV
Quiescent Current	I_Q	V_{IN}=23V, I_O=0 mA	-	4.4	6.0	mA
Average Temperature Coefficient of Output Voltage	$\Delta V_O/\Delta T$	V_{IN}=23V, I_O=5 mA	-	-1.5	-	mV/ºC
Ripple Rejection	RR	V_{IN}=23V, I_O=0.5A, e_{in}=2V_{P-P}, f=120Hz	60	70	-	dB
Output Noise Voltage	V_{NO}	V_{IN}=23V, BW=10Hz to 100kHz, I_O=0.5A	-	90	-	µVrms
Dropout Voltage	ΔV_{IO}	I_O=1.5A	-	2.2	-	V
NJM7824SDL1						
Output Voltage	V_O	V_{IN}=33V, I_O=0.5A	23.28	24.0	24.72	V
Line Regulation	ΔV_O-V_{IN}	V_{IN}=27V to 38V, I_O=0.5A	-	18	480	mV
Load Regulation	ΔV_O-I_O	V_{IN}=33V, I_O=0.005A to 1.5A	-	65	480	mV
Quiescent Current	I_Q	V_{IN}=33V, I_O=0 mA	-	4.6	6.0	mA
Average Temperature Coefficient of Output Voltage	$\Delta V_O/\Delta T$	V_{IN}=33V, I_O=5 mA	-	-2.4	-	mV/ºC
Ripple Rejection	RR	V_{IN}=33V, I_O=0.5A, e_{in}=2V_{P-P}, f=120Hz	56	66	-	dB
Output Noise Voltage	V_{NO}	V_{IN}=33V, BW=10Hz to100kHz, I_O=0.5A	-	120	-	µVrms
Dropout Voltage	ΔV_{IO}	I_O=1.5A	-	2.2	-	V

■ TEST CIRCUIT

1. Output Voltage, Line Regulation, Load Regulation, Quiescent Current, Average, Output Noise Voltage, Temperature Coefficient of Output Voltage, Peak Output/Short Circuit Current

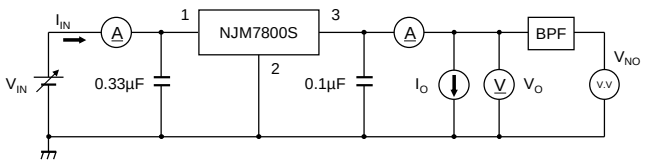

▪ Measurement is to be conducted in pulse testing

▪ $I_Q=I_{IN}-I_O$

2. Ripple Rejection

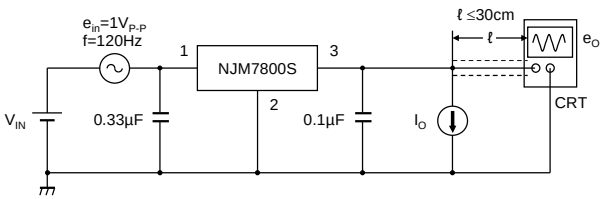

$$RR = 20\log_{10}\left(\frac{ein}{eo}\right)$$

• Input Capacitor C_{IN}

Input Capacitor C_{IN} is required to prevent oscillation and reduce power supply ripple for applications when high power supply impedance or a long power supply line.

Therefore, use the recommended C_{IN} value (refer to conditions of ELECTRIC CHARACTERISTIC) or larger and should connect between GND and V_{IN} as shortest path as possible to avoid the problem.

• Output Capacitor C_O

Output capacitor (C_O) will be required for a phase compensation of the internal error amplifier.

The capacitance and the equivalent series resistance (ESR) influence to stable operation of the regulator.

Use of a smaller C_O may cause excess output noise or oscillation of the regulator due to lack of the phase compensation.

On the other hand, Use of a larger C_O reduces output noise and ripple output, and also improves output transient response when rapid load change.

Therefore, use the recommended C_O value (refer to conditions of ELECTRIC CHARACTERISTIC) or larger and should connect between GND and V_{OUT} as shortest path as possible for stable operation.

In addition, you should consider varied characteristics of capacitor (a frequency characteristic, a temperature characteristic, a DC bias characteristic and so on) and unevenness peculiar to a capacitor supplier enough.

When selecting C_O, recommend that have withstand voltage margin against output voltage and superior temperature characteristic though this product is designed stability works with wide range ESR of capacitor including low ESR products.

■ THERMAL CHARACTERISTICS

PARAMETER	SYMBOL	VALUE	UNIT
Junction-to-Ambient Thermal Resistance	θ_{ja}	105(*1) 40(*2)	°C/W
Junction-to-Top of Package Characterization Parameter	Ψ_{jt}	17(*1) 12(*2)	°C/W

(*1) Mounted on glass epoxy board. (76.2×114.3×1.6mm:EIA/JDEC standard size, 2Layers, copper area 100mm^2)

(*2) Mounted on glass epoxy board. (76.2×114.3×1.6mm:EIA/JDEC standard size, 4Layers)
(4Layers inner foil: 74.2×74.2mm applying a thermal via hole to a board based on JEDEC standard JESD51-5)

■ POWER DISSIPATION vs. AMBIENT TEMPERATURE

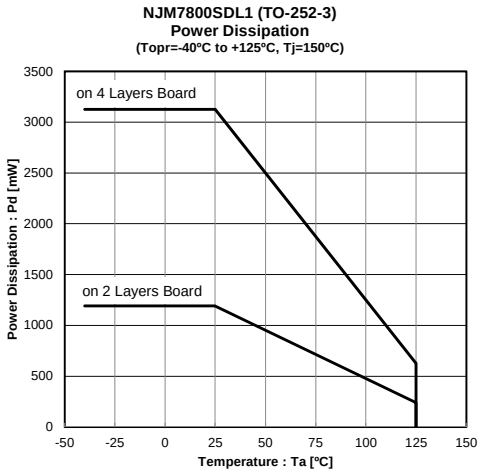

(*1) Mounted on glass epoxy board. (76.2×114.3×1.6mm:EIA/JDEC standard size, 2Layers, copper area 100mm^2)

(*2) Mounted on glass epoxy board. (76.2×114.3×1.6mm:EIA/JDEC standard size, 4Layers)
(4Layers inner foil: 74.2 ×74.2mm applying a thermal via hole to a board based on JEDEC standard JESD51-5)

■ TYPICAL CHARACTERISTICS (5V)

NJM7805SDL1
OutputVoltage vs. Input Voltage

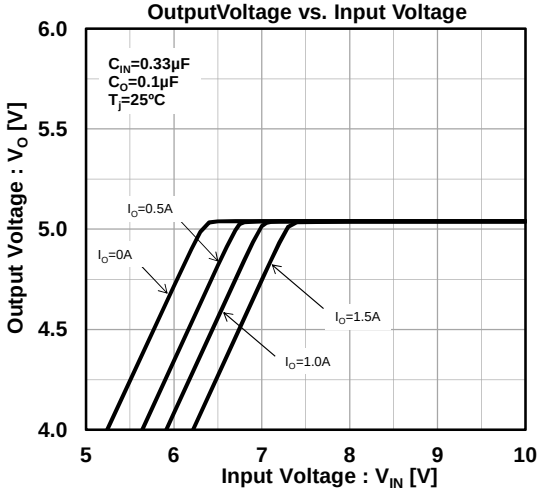

NJM7805SDL1
Output Voltage vs. Temperature

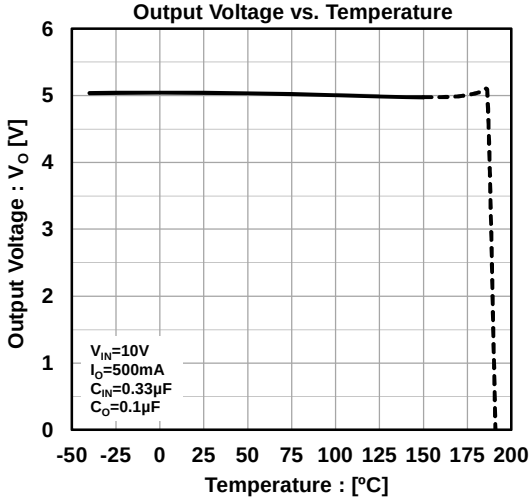

NJM7805SDL1
Output Voltage vs. Output Current

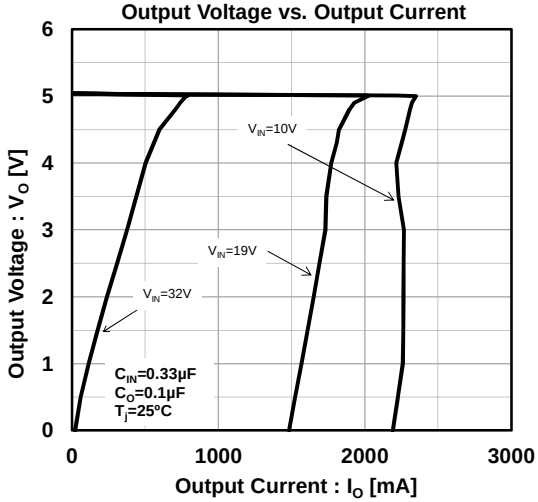

NJM7805SDL1
Quiescent Current vs. Input Voltage

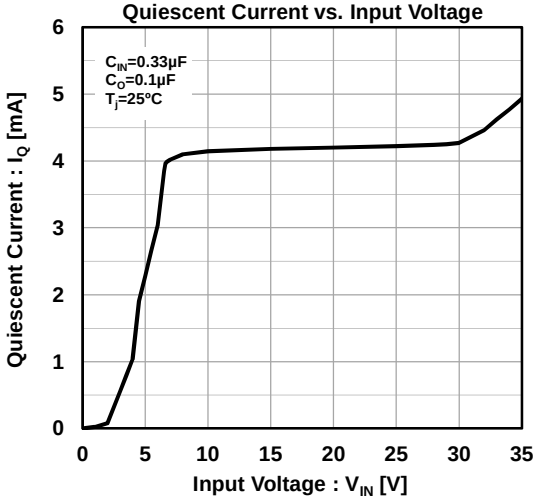

NJM7805SDL1
Quiescent Current vs. Temperature

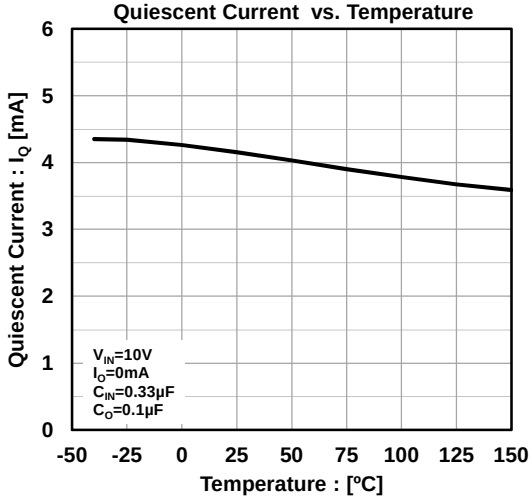

NJM7805SDL1
Equivalent Series Resistance vs. Output Current

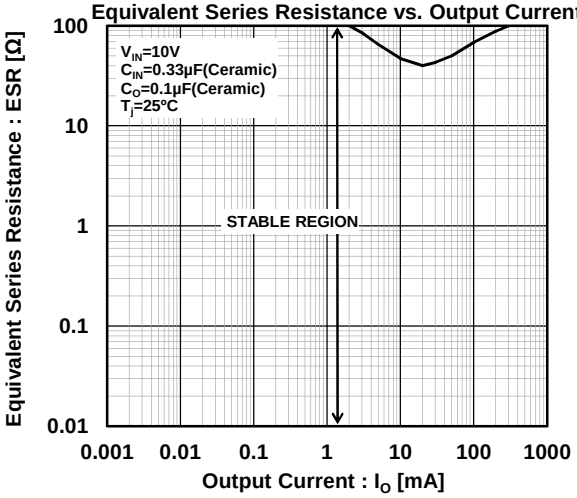

■ TYPICAL CHARACTERISTICS (5V)

NJM7805SDL1
Ripple Rejection Ratio vs. Output Current

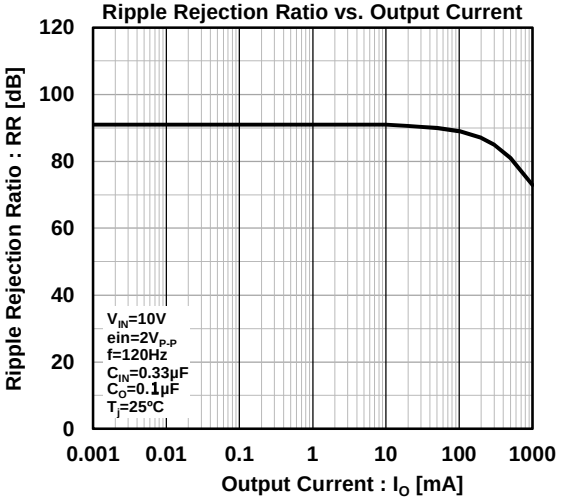

NJM7805SDL1
Ripple Rejection Ratio vs. Frequency

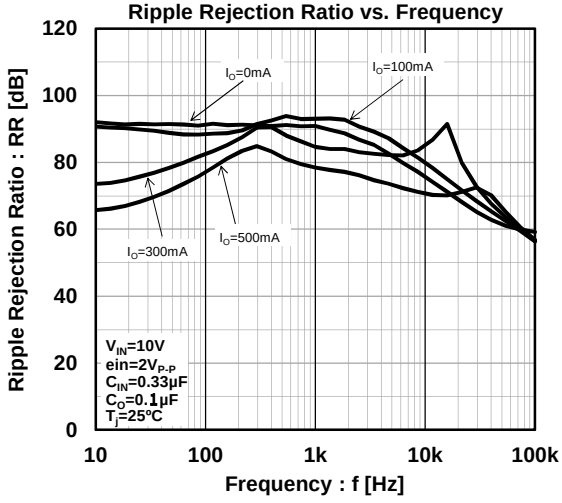

NJM7805SDL1
Output Noise Voltage vs. Output Current

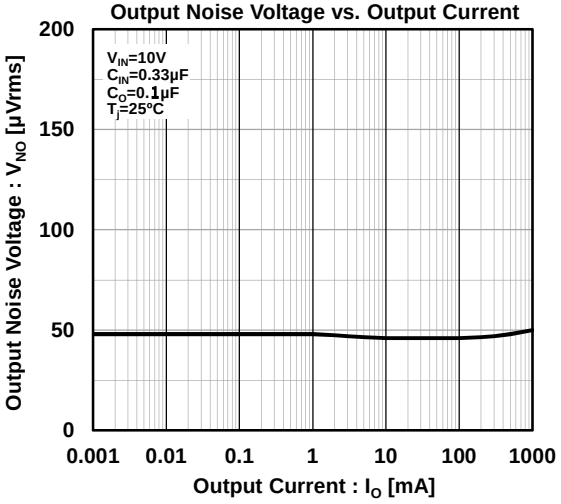

NJM7805SDL1
Short Circuit Output Current

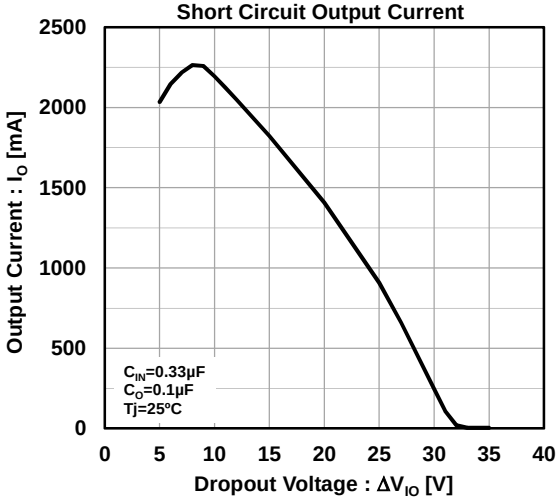

NJM7805SDL1
Dropout Voltage vs. Output Current

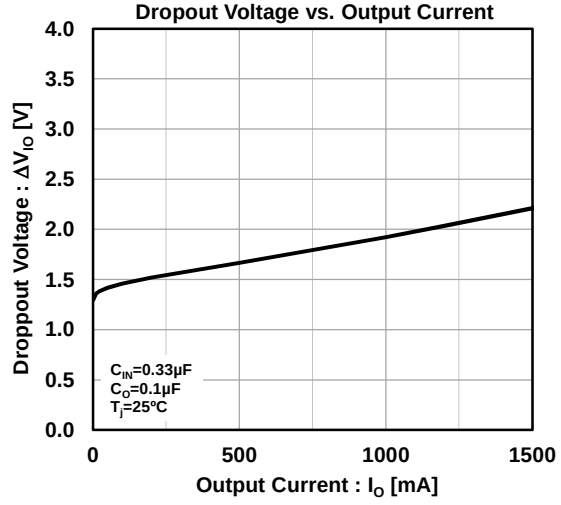

■ TYPICAL CHARACTERISTICS (24V)

NJM7824SDL1
OutputVoltage vs. Input Voltage

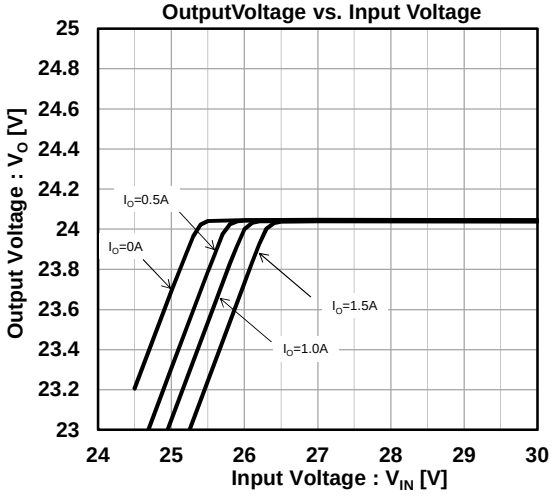

NJM7824SDL1
Output Voltage vs. Temperature

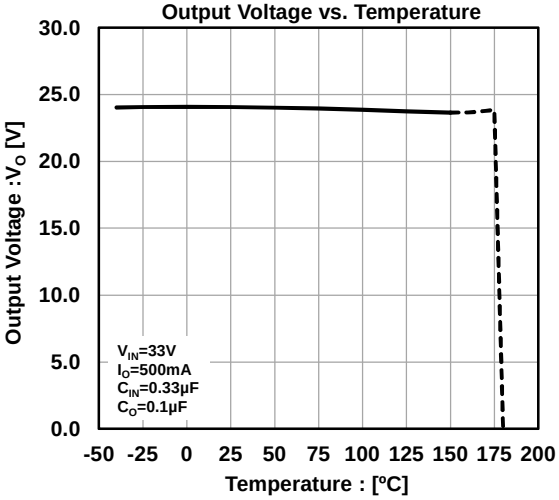

NJM7824SDL1
Output Voltage vs. Output Current

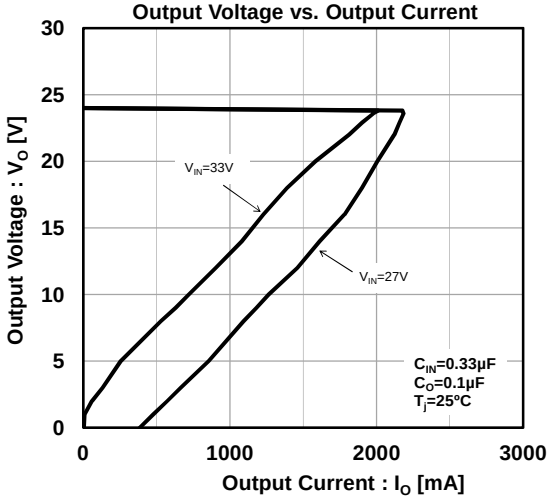

NJM7824SDL1
Quiescent Current vs. Input Voltage

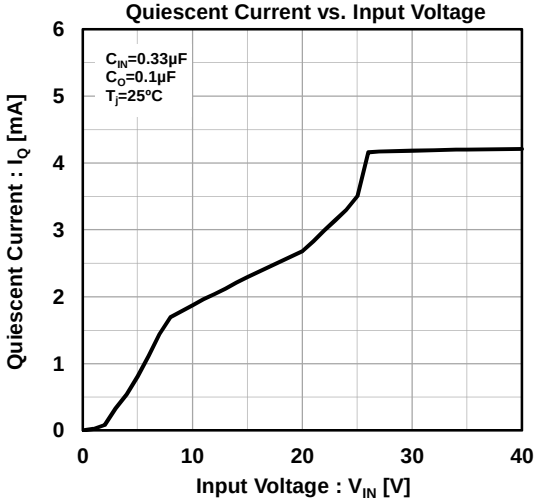

NJM7824SDL1
Quiescent Current vs. Temperature

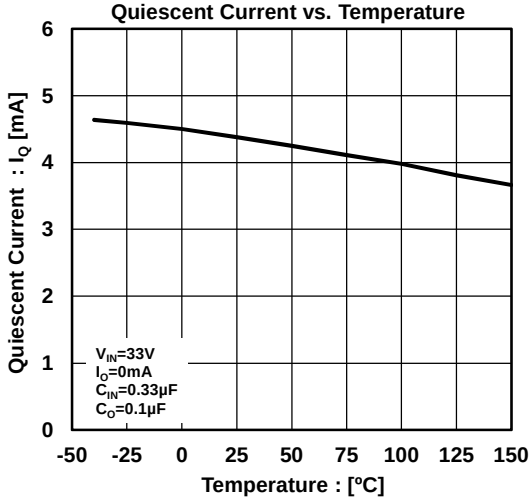

NJM7824SDL1
Equivalent Series Resistance vs. Output Current

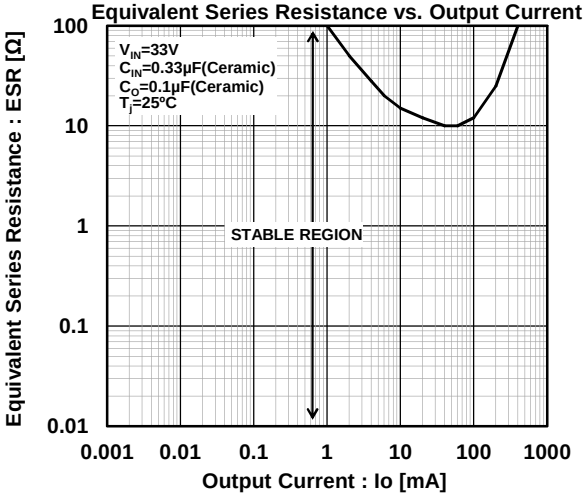

■ TYPICAL CHARACTERISTICS (24V)

NJM7824SDL1
Ripple Rejection Ratio vs. Output Current

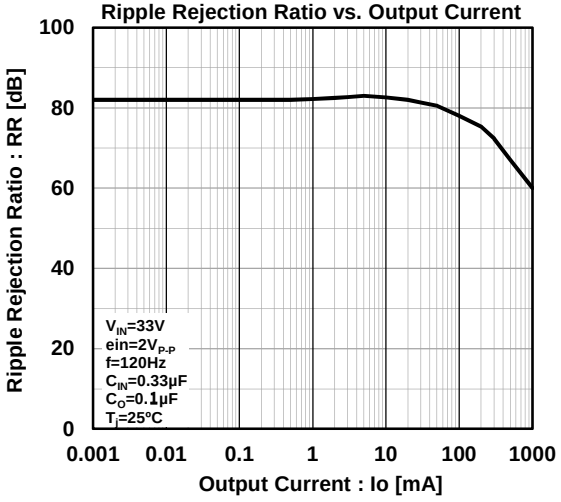

NJM7824SDL1
Ripple Rejection Ratio vs. Frequency

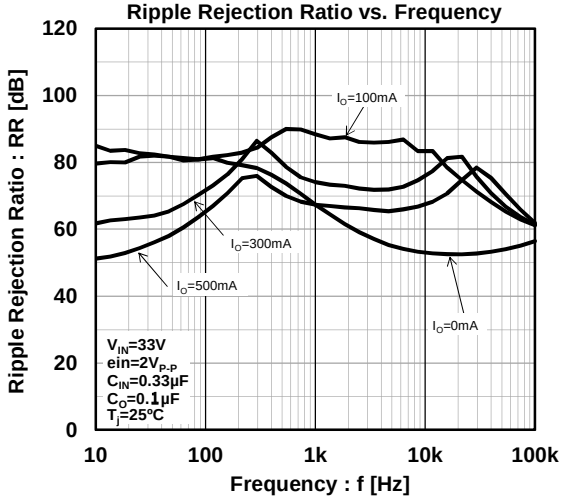

NJM7824SDL1
Output Noise Voltage vs. Output Current

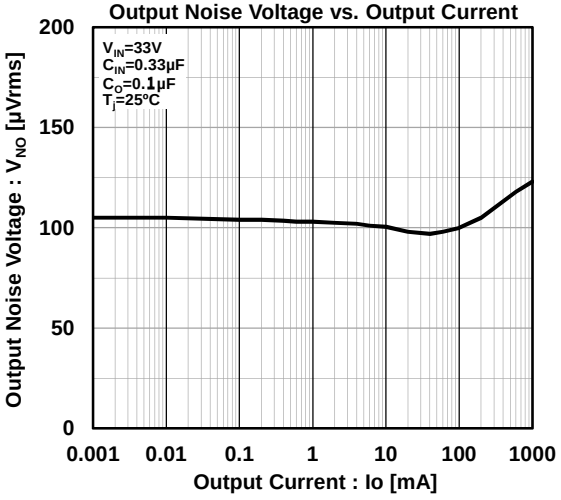

NJM7824SDL1
Short Circuit Output Current

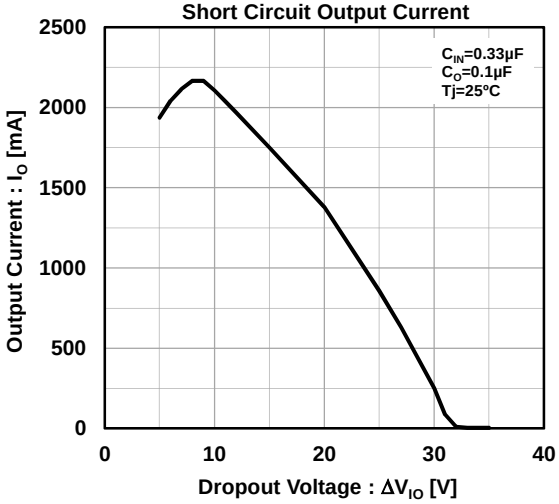

NJM7824SDL1
Dropout Voltage vs. Output Current

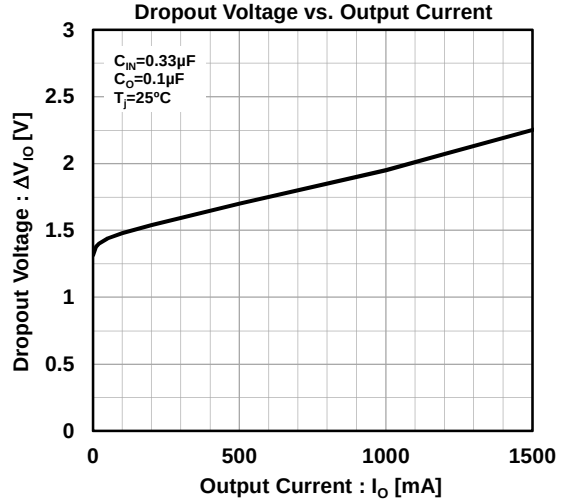

MEMO

[CAUTION]
The specifications on this databook are only given for information , without any guarantee as regards either mistakes or omissions. The application circuits in this databook are described only to show representative usages of the product and not intended for the guarantee or permission of any right including the industrial rights.

ENTEGRECİ

Bu belge www.entegreci.com üzerinden sunulmaktadır.

Elektronik komponent tedarikinde Entegreci

Entegreci, Eskişehir merkezli, Türkiye geneline satış yapan bir elektronik komponent mağazasıdır. Entegreler (IC), mikrodenetleyiciler, transistörler, diyotlar, pasif elemanlar, konnektörler, modüller ve geliştirme kartları tek adetten seri üretim adetlerine kadar satılır. Ürün sayfalarında güncel stok durumunu, fiyatı ve datasheet bağlantısını bulabilirsiniz.

Parça koduyla arama

Üretici parça numarasını yazın; stok ve fiyatı hemen görün.

www.entegreci.com

Ürün kategorileri

Entegreden kapasitöre tüm elektronik komponent kategorileri.

Kategorilere göz atın

Üreticiler

Aradığınız üreticinin ürünlerini tek sayfada inceleyin.

Üreticileri görün

Toplu alım ve teklif

Listede olmayan ya da yüksek adetli parçalar için teklif isteyin.

Teklif isteyin

www.entegreci.com | **destek@entegreci.com** | **0850 305 90 34**

Entegreci is an online electronic components store based in Türkiye. Search by manufacturer part number to see stock, prices and datasheets for integrated circuits, microcontrollers, transistors, passive components and connectors, or request a quote for parts that are not listed.

Bu sayfa Entegreci tarafından eklenmiştir. Belgenin önceki sayfaları asıl yayıncısına aittir ve içeriği değiştirilmemiştir; en güncel sürüm için belgenin yayıncısına başvurun.