MIC5208

Dual 50mA LDO Regulator

Final Information

General Description

The MIC5208 is a dual linear voltage regulator with very low dropout voltage (typically 20mV at light loads and 250mV at 50mA), very low ground current (225µA at 10mA output), and better than 3% initial accuracy. It also features individual logic-compatible enable/shutdown control inputs.

Designed especially for hand-held battery powered devices, the MIC5208 can be switched by a CMOS or TTL compatible logic signal, or the enable pin can be connected to the supply input for 3-terminal operation. When disabled, power consumption drops nearly to zero. Dropout ground current is minimized to prolong battery life.

Key features include current limiting, overtemperature shutdown, and protection against reversed battery.

The MIC5208 is available in 3.0V, 3.3V, 3.6V, 4.0V and 5.0V fixed voltage configurations. Other voltages are available; contact Micrel for details.

Features

- Micrel Mini 8™ MSOP package
- Guaranteed 50mA output
- Low quiescent current
- Low dropout voltage
- Wide selection of output voltages
- Tight load and line regulation
- Low temperature coefficient
- Current and thermal limiting
- Reversed input polarity protection
- Zero off-mode current
- Logic-controlled electronic enable

Applications

- Cellular telephones
- Laptop, notebook, and palmtop computers
- Battery powered equipment
- Bar code scanners
- SMPS post regulator/dc-to-dc modules
- High-efficiency linear power supplies

Ordering Information

Part Number	Voltage	Accuracy	Junction Temp. Range*	Package
MIC5208-3.0BMM	3.0	3%	–40°C to +125°C	8-lead MSOP
MIC5208-3.3BMM	3.3	3%	–40°C to +125°C	8-lead MSOP
MIC5208-3.6BMM	3.6	3%	–40°C to +125°C	8-lead MSOP
MIC5208-4.0BMM	4.0	3%	–40°C to +125°C	8-lead MSOP
MIC5208-5.0BMM	5.0	3%	–40°C to +125°C	8-lead MSOP

Other voltages available. Contact Micrel for details.

Typical Application

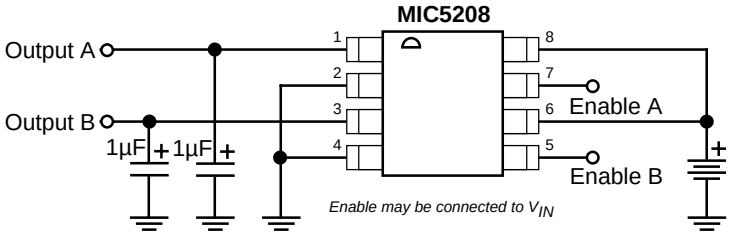

Pin Configuration

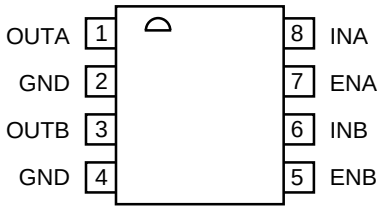

MIC5208BMM

Pin Description

Pin Number	Pin Name	Pin Function
1	OUTA	Regulator Output A
2, 4	GND	Ground: Both pins must be connected together.
3	OUTB	Regulator Output B
5	ENB	Enable/Shutdown B (Input): CMOS compatible input. Logic high = enable, logic low or open = shutdown. Do not leave floating.
6	INB	Supply Input B
7	ENA	Enable/Shutdown A (Input): CMOS compatible input. Logic high = enable, logic low or open = shutdown. Do not leave floating.
8	INA	Supply Input A

Absolute Maximum Ratings

Supply Input Voltage (V_{IN}) ..... –20V to +20V
Enable Input Voltage (V_{EN}) ..... –20V to +20V
Power Dissipation (P_D) ..... Internally Limited
Storage Temperature Range ..... –60°C to +150°C
Lead Temperature (soldering, 5 sec.) ..... 260°C

Recommended Operating Conditions

Supply Input Voltage (V_{IN}) ..... 2.5V to 16V
Enable Input Voltage (V_{EN}) ..... 0V to 16V
Junction Temperature (T_J) ..... –40°C to +125°C
8-lead MSOP (θ_{JA}) ..... **Note 1**

Electrical Characteristics

$V_{IN} = V_{OUT} + 1V$; $I_L = 1mA$; $C_L = 1\mu F$, and $V_{EN} \geq 2.0V$; $T_J = 25°C$, **bold** values indicate –40°C to +125°C; for one-half of dual MIC5208; unless noted.

Symbol	Parameter	Conditions	Min	Typical	Max	Units
V_O	Output Voltage Accuracy	variation from nominal V_{OUT}	–3 **–4**		3 **4**	% %
$\Delta V_O/\Delta T$	Output Voltage Temperature Coeffcient	**Note 2**		**50**	**200**	ppm/°C
$\Delta V_O/V_O$	Line Regulation	$V_{IN} = V_{OUT}$ +1V to 16V		0.008	0.3 **0.5**	% %
$\Delta V_O/V_O$	Load Regulation	I_L = 0.1mA to 50mA, **Note 3**		0.08	0.3 **0.5**	% %
$V_{IN} – V_O$	Dropout Voltage, **Note 4**	I_L = 100µA I_L = 20mA I_L = 50mA		20 200 250	 **350** **500**	mV mV mV
I_Q	Quiescent Current	$V_{EN} \leq 0.4V$ (shutdown)		0.01	10	µA
I_{GND}	Ground Pin Current **Note 5**	$V_{EN} \geq 2.0V$ (enabled), I_L = 100µA I_L = 20mA I_L = 50mA		180 225 850	 **750** **1200**	µA µA µA
I_{GNDDO}	Ground Pin Current at Dropout	V_{IN} = 0.5V less than designed V_{OUT}, **Note 5**		200	**300**	µA
I_{LIMIT}	Current Limit	$V_{OUT} = 0V$		180	**250**	mA
$\Delta V_O/\Delta P_D$	Thermal Regulation	**Note 6**		0.05		%/W
Control Input						
 V_{IL} V_{IH}	Input Voltage Level Logic Low Logic High	 shutdown enabled	 **2.0**		 **0.6** 	 V V
I_{IL} I_{IH}	Control Input Current	$V_{IL} \leq 0.6V$ $V_{IH} \geq 2.0V$		0.01 15	1 **50**	µA µA

General Note: Devices are ESD protected, however, handling precautions are recommended.

Note 1: Absolute maximum ratings indicate limits beyond which damage to the component may occur. Electrical specifications do not apply when operating the device outside of its rated operating conditions. The maximum allowable power dissipation is a function of the maximum junction temperature, $T_{J(max)}$, the junction-to-ambient thermal resistance, θ_{JA}, and the ambient temperature, T_A. The maximum allowable power dissipation at any ambient temperature is calculated using: $P_{MAX} = (T_{J(max)} – T_A) / \theta_{JA}$. Exceeding the maximum allowable power dissipation will result in excessive die temperature, and the regulator will go into thermal shutdown. θ_{JA} of the 8-lead MSOP is 200°C/W, mounted on a PC board.

Note 2: Output voltage temperature coefficient is defined as the worst case voltage change divided by the total temperature range.

Note 3: Regulation is measured at constant junction temperature using low duty cycle pulse testing. Changes in output voltage due to heating effects are covered by the thermal regulation specification.

Note 4: Dropout voltage is defined as the input to output differential at which the output voltage drops 2% below its nominal value measured at 1V differential.

Note 5: Ground pin current is the regulator quiescent current plus pass transistor base current. The total current drawn from the supply is the sum of the load current plus the ground pin current.

Note 6: Thermal regulation is defined as the change in output voltage at a time "t" after a change in power dissipation is applied, excluding load or line regulation effects. Specifications are for a 50mA load pulse at V_{IN} = 16V for t = 10ms.

Typical Characteristics

Dropout Voltage vs. Output Current

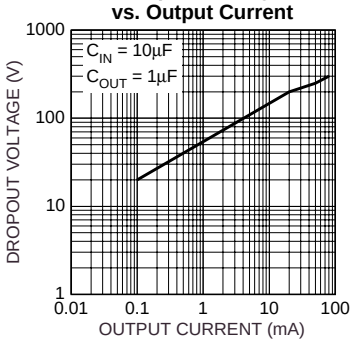

Dropout Voltage vs. Temperature

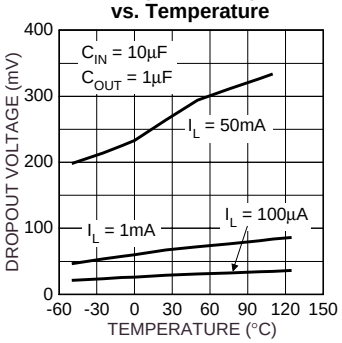

Dropout Characteristics (MIC5208-3.3)

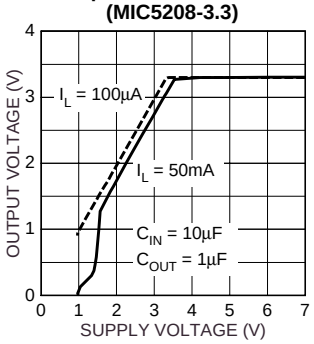

Ground Current vs. Output Current

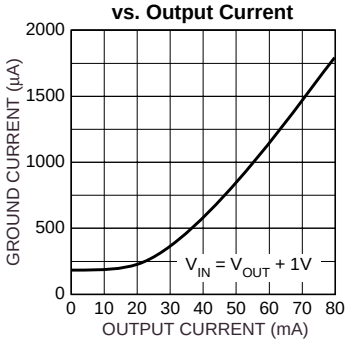

Ground Current vs. Supply Voltage

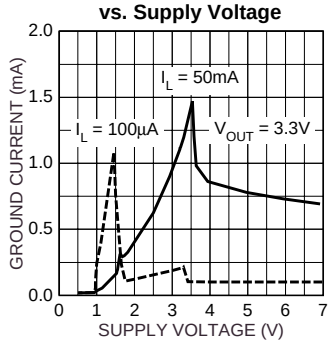

Ground Current vs. Temperature

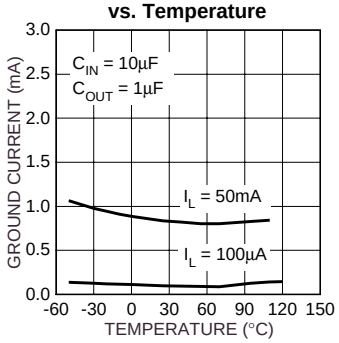

Output Voltage vs. Output Current

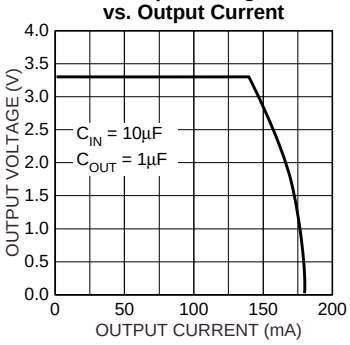

Short Circuit Current vs. Input Voltage

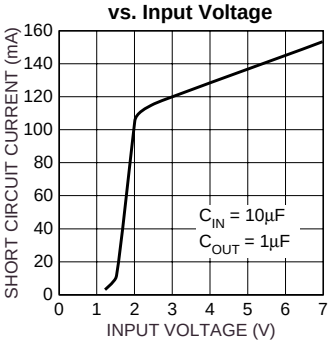

Thermal Regulation (MIC5208-3.3)

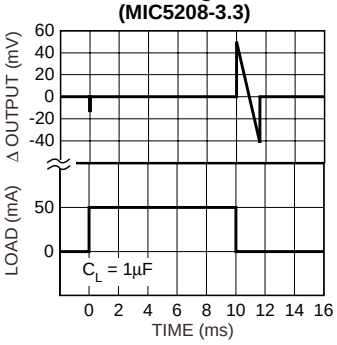

Output Voltage vs. Temperature

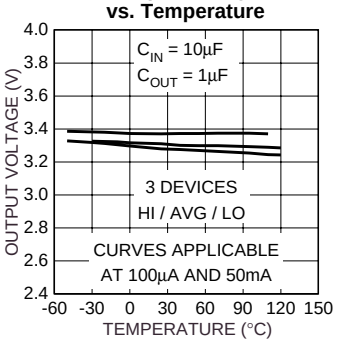

Short Circuit Current vs. Temperature

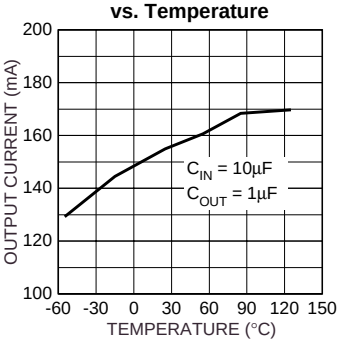

Minimum Supply Voltage vs. Temperature

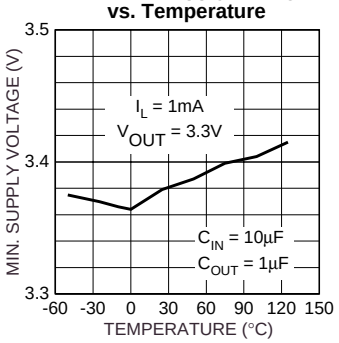

Typical Characteristics

Output Impedance

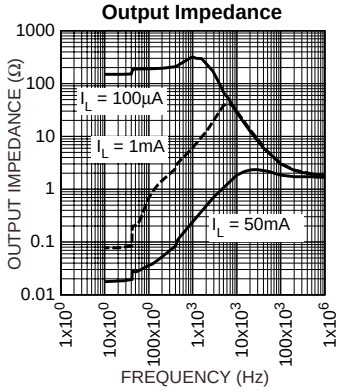

Load Transient

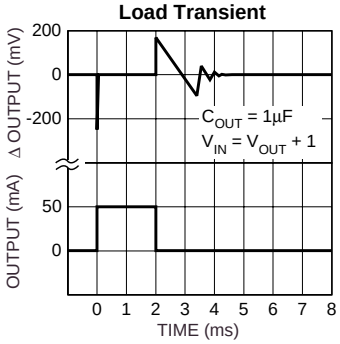

Load Transient

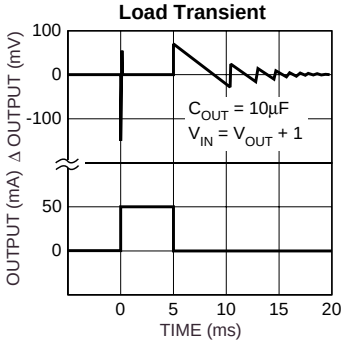

Ripple Voltage vs. Frequency

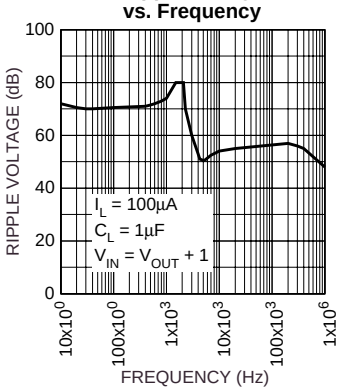

Line Transient (MIC5208-3.3)

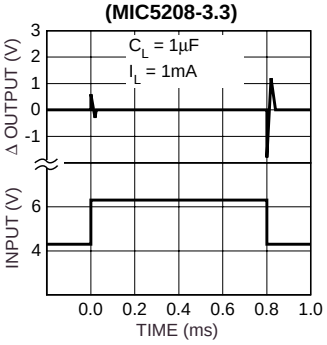

Line Transient (MIC5208-3.3)

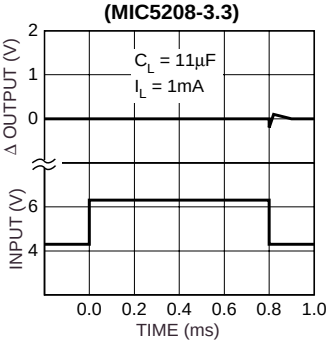

Ripple Voltage vs. Frequency

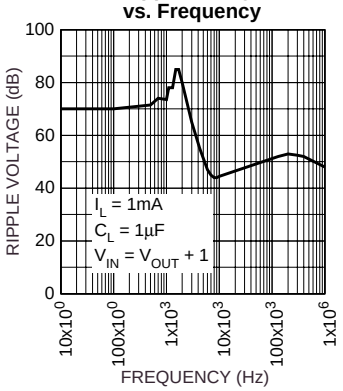

Enable Characteristics (MIC5208-3.3)

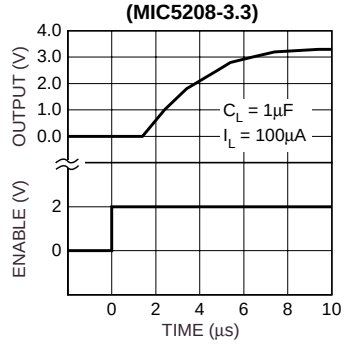

Enable Characteristics (MIC5208-3.3)

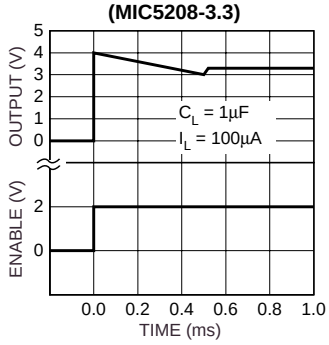

Ripple Voltage vs. Frequency

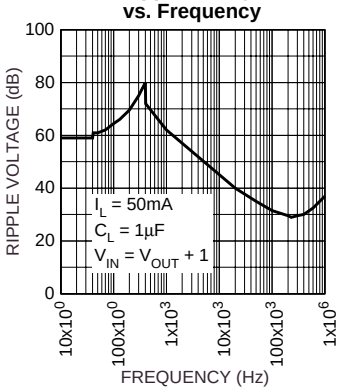

Enable Voltage vs. Temperature

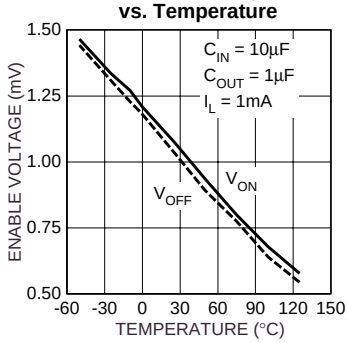

Enable Current vs. Temperature

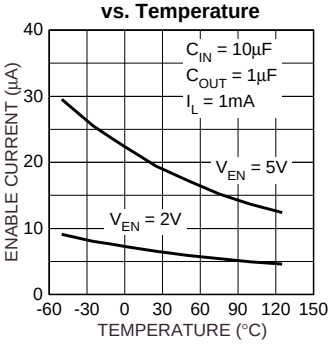

Applications Information

Supply/Ground

Both MIC5208 GND pins must be connected to the same ground potential. INA and INB can each be connected to a different supply.

Enable/Shutdown

ENA (enable/shutdown) and ENB may be enabled separately. Forcing ENA/B high (> 2V) enables the associated regulator. ENA/B requires a small amount of current, typically 15µA. While the logic threshold is TTL/CMOS compatible, ENA/B may be forced as high as 20V, independent of V_{IN}.

Input Capacitor

A 0.1µF capacitor should be placed from IN to GND if there is more than 10 inches of wire between the input and the ac filter capacitor or if a battery is used as the input.

Output Capacitor

An output capacitor is required between OUT and GND to prevent oscillation. Larger values improve the regulator's transient response. The output capacitor value may be increased without limit.

The output capacitor should have an ESR (effective series resistance) of about 5Ω or less and a resonant frequency above 500kHz. Most tantalum or aluminum electrolytic capacitors are adequate; film types will work, but are more expensive. Since many aluminum electrolytics have electrolytes that freeze at about –30°C, solid tantalums are recommended for operation below –25°C.

At lower values of output current, less output capacitance is required for output stability. The capacitor can be reduced to 0.22µF for current below 10mA or 0.1µF for currents below 1mA.

No-Load Stability

The MIC5208 will remain stable and in regulation with no load (other than the internal voltage divider) unlike many other voltage regulators. This is especially important in CMOS RAM keep-alive applications.

Thermal Shutdown

Thermal shutdown is independent on both halves of the dual MIC5208, however, an overtemperature condition in one half may affect the other half because of proximity.

Thermal Considerations

Multilayer boards having a ground plane, wide traces near the pads, and large supply bus lines provide better thermal conductivity.

The MIC5208-xxBMM (8-lead MSOP) has a thermal resistance of 200°C/W when mounted on a FR4 board with minimum trace widths and no ground plane.

PC Board Dielectric	θ_{JA}
FR4	200°C

MSOP Thermal Characteristics

For additional heat sink characteristics, please refer to Micrel Application Hint 17, "Calculating P.C. Board Heat Sink Area For Surface Mount Packages".

Package Information

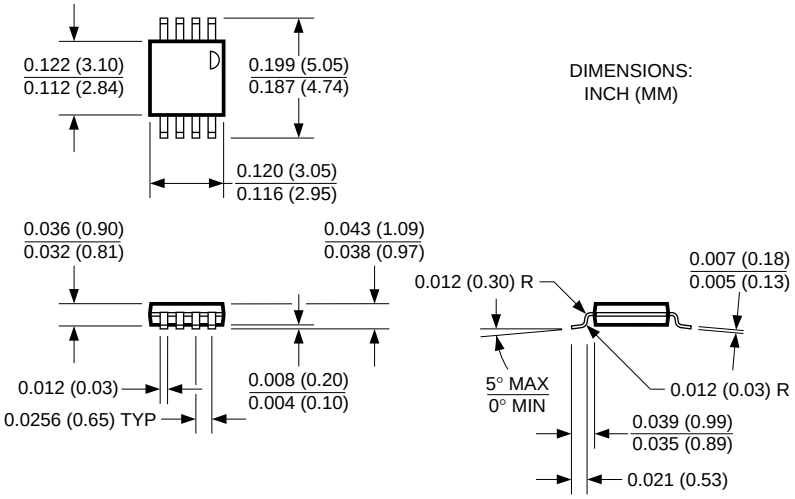

8-Pin MSOP (MM)

MICREL INC. 1849 FORTUNE DRIVE SAN JOSE, CA 95131 USA

TEL + 1 (408) 944-0800 FAX + 1 (408) 944-0970 WEB http://www.micrel.com

This information is believed to be accurate and reliable, however no responsibility is assumed by Micrel for its use nor for any infringement of patents or other rights of third parties resulting from its use. No license is granted by implication or otherwise under any patent or patent right of Micrel Inc.

© 1997 Micrel Incorporated

ENTEGRECİ

Bu belge www.entegreci.com üzerinden sunulmaktadır.

Elektronik komponent tedarikinde Entegreci

Entegreci, Eskişehir merkezli, Türkiye geneline satış yapan bir elektronik komponent mağazasıdır. Entegreler (IC), mikrodenetleyiciler, transistörler, diyotlar, pasif elemanlar, konnektörler, modüller ve geliştirme kartları tek adetten seri üretim adetlerine kadar satılır. Ürün sayfalarında güncel stok durumunu, fiyatı ve datasheet bağlantısını bulabilirsiniz.

Parça koduyla arama

Üretici parça numarasını yazın; stok ve fiyatı hemen görün.

www.entegreci.com

Ürün kategorileri

Entegreden kapasitöre tüm elektronik komponent kategorileri.

Kategorilere göz atın

Üreticiler

Aradığınız üreticinin ürünlerini tek sayfada inceleyin.

Üreticileri görün

Toplu alım ve teklif

Listede olmayan ya da yüksek adetli parçalar için teklif isteyin.

Teklif isteyin

www.entegreci.com | **destek@entegreci.com** | **0850 305 90 34**

Entegreci is an online electronic components store based in Türkiye. Search by manufacturer part number to see stock, prices and datasheets for integrated circuits, microcontrollers, transistors, passive components and connectors, or request a quote for parts that are not listed.

Bu sayfa Entegreci tarafından eklenmiştir. Belgenin önceki sayfaları asıl yayıncısına aittir ve içeriği değiştirilmemiştir; en güncel sürüm için belgenin yayıncısına başvurun.